




**DR. KITCHLU PUBLIC SEN. SEC. SCHOOL,
MOGA**

Holidays

Homework



Lazy days
Rays of Sunshine
Summer is here again!!

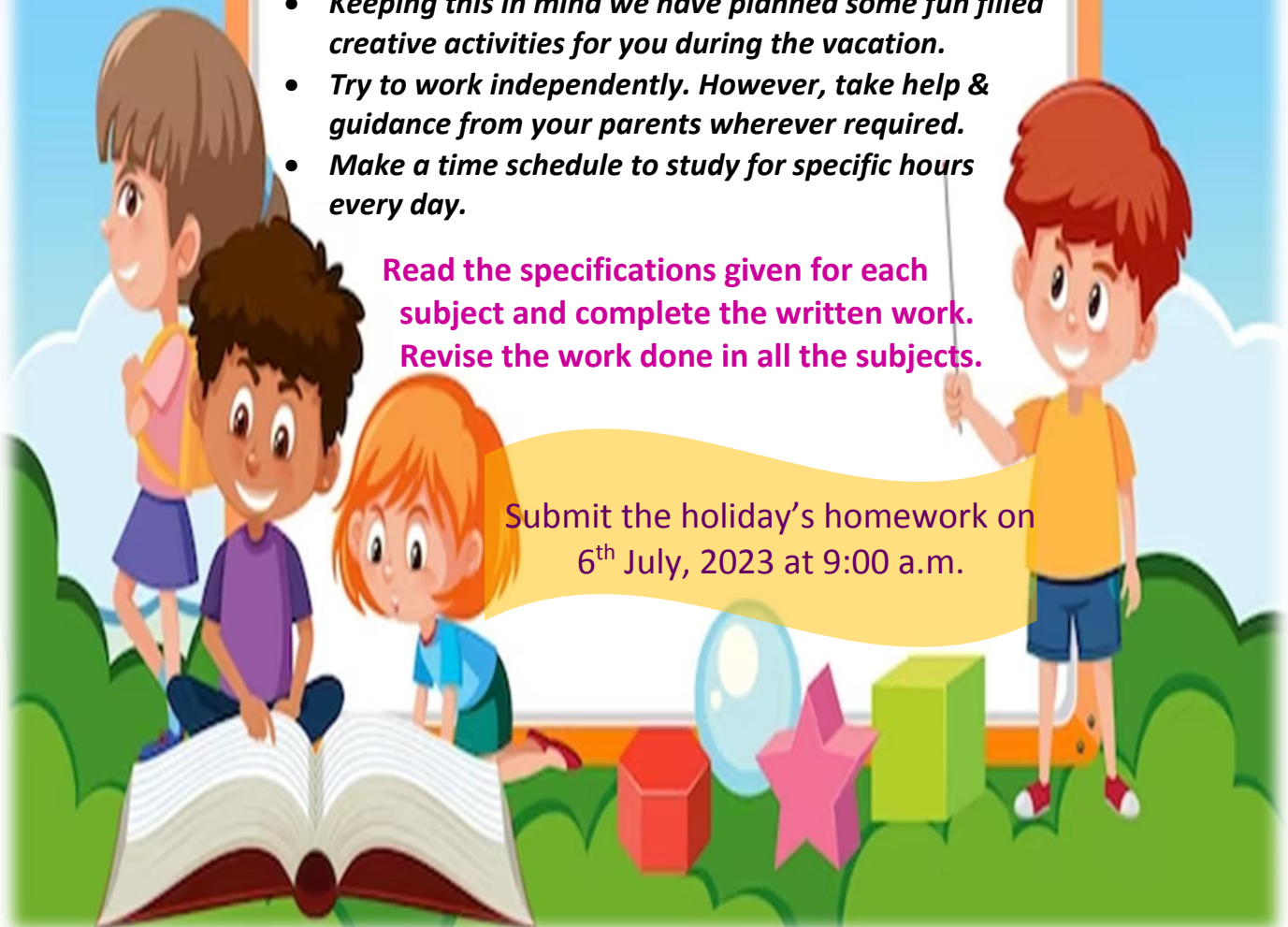
- 
- *This is the time to relax in the cool comfort at home*
 - *Do some physical activity or exercises during morning or evening time.*
 - *Spend some quality time with your parents and grandparents and learn something from them to enhance your knowledge.*

“Learning by doing is growing and succeeding”

- *Keeping this in mind we have planned some fun filled creative activities for you during the vacation.*
- *Try to work independently. However, take help & guidance from your parents wherever required.*
- *Make a time schedule to study for specific hours every day.*

Read the specifications given for each subject and complete the written work. Revise the work done in all the subjects.

Submit the holiday's homework on
6th July, 2023 at 9:00 a.m.



Instructions for holidays H.W

1. Worksheets given in pdf format can be printed or drawn on notebooks.
2. Homework can be done on printed worksheets wherever space is available. A separate test note book may also be used for doing the work by making such worksheets at one's own.
3. All pages of **Scrap Book** must be filled as directed by the teacher.
4. Making of a chart paper.
 - (a) Use the size of chart paper as instructed by the subject teacher. (Note: half size chart paper for III-IV full size chart paper from V onwards.
 - (b) Use the Portrait/ Vertical side of the chart paper only.
 - (c) Draw the margin on the chart paper.
 - (d) Use full space of the chart paper for completing the task. Draw/Paste pictures of large size.
 - (e) Use any medium of colours as instructed by the teacher.
 - (f) Write all the details in correct spellings. Use big letters for writing.
 - (g) Write your name, roll no, class, section at the bottom of right side.

Colour of chart paper

- Science - Yellow
- Social Studies – Pink
- Maths – White
- Hindi – Green
- Punjabi – Black
- English- Blue

ENGLISH

Fill in the blanks with is/ am/ are

Choose the correct variant.

1. He _____ a boy.



2. You _____ in my house.



3. They _____ from Germany.



4. It _____ my dog, Rex.



5. We _____ happy.



6. He _____ very tall.



7. Anna _____ in the garden.



8. We _____ good friends.



9. My cat _____ black and white.



10. The sun _____ yellow.



11. I _____ hungry.



12. You _____ doctors.



13. She _____ beautiful.



14. Tom _____ strong.



15. My mother _____ sad.



16. I _____ angry.



17. My car _____ new.



18. We _____ at school.



19. It _____ cold



20. They _____ tigers.



Homophones

Homophones are words that sound the same and are spelled differently. Write the correct homophone on the line.

1. Would you help me? (wood / would)
2. The car is _____ you. (four / for)
3. There are _____ trees. (to / two)
4. Ann will _____ a story. (right / write)
5. Tye will _____ a book. (read / reed)
6. Dad will _____ me a pony. (buy / by)
7. The girl _____ the ball. (threw / throw)
8. Joe can _____ you. (sea / see)
9. The wind _____ the leaves. (blew / blue)
10. The lizard broke his _____. (tail / tale)
11. His _____ jumped in the water. (sun / son)
12. It is _____ cold. (to / too)

Oranges

Oranges grow on trees. They are a type of fruit. The orange tree is a fruit tree. Oranges are extremely healthy. They have a lot of vitamin C. In Thailand many people drink fresh orange juice every day. It tastes very yummy. I prefer 100% freshly pressed orange juice with no added sugar. It is healthiest.



Read the above passage and fill in the blanks:

1. Oranges grow on _____.
2. They have a lot of _____.
3. Many people drink fresh _____ every day.
4. Oranges are extremely _____.
5. They have _____ vitamin C.

Match the opposites

- | | |
|------------|------------|
| 1. Kind | False |
| 2. True | Coward |
| 3. Brave | Go |
| 4. Happy | Artificial |
| 5. Come | Dawn |
| 6. Natural | Old |
| 7. Dusk | Float |
| 8. Young | Cruel |
| 9. Sink | Sad |

Complete the sentences with "THERE IS" – "THERE ARE"

- | | |
|----------------------------|-------------------------|
| 1. <u>There is</u> a lamp. | 6. _____ a newspaper. |
| 2. _____ three windows. | 7. _____ six books. |
| 3. _____ a bed. | 8. _____ two sofas. |
| 4. _____ pillow. | 9. _____ a flower. |
| 5. _____ four tables. | 10. _____ three clocks. |

Write in order.

- A / there is / garden
There is a garden.
- Televisions / two / there are
_____.
- There is / ball / a
_____.
- Cats / two / there are
_____.

Write into negative.

- There is a garage.
There is not a garage.
- There are six books.
_____.
- There is teddy bear.
_____.
- There are three dogs.
_____.

Complete the words.

- | | |
|------------------|--------------|
| 1. Li__ing ro__m | 4. Ga__den |
| 2. D__ning ro__m | 5. Bat__room |
| 3. Gara__e | 6. Ki__chen |

Circle the correct Noun

1



car / cars

2



boy / boys

3



tree / trees

4



snail / snails

5



house / houses

6



table / tables

7



bird / birds

8



zebra / zebras

Action words

Fill in the correct action words

- | | | |
|----------|----------|----------|
| writing | running | drinking |
| sleeping | walking | jumping |
| singing | climbing | eating |



ADJECTIVES

Complete the sentences with the correct adjective from the box. Drag the word and drop it.

HAPPY	BIG	LONG	FUNNY	THIN	TALL
SAD	SMALL	SHORT	CRAZY	FAT	SHORT



This is a _____ dog.



This is a _____ elephant.



This is a _____ crazy.



This is a _____ monkey.



This is a _____ giraffe.



This is a _____ giraffe.



This is a _____ fish.



This is a _____ cat.



This is a _____ fish.



This is a _____ snake.



This is a _____ snake.



This is a _____ mouse.

Pot of Gold

Rhyming Words

Read the words to each pot. Circle the words that rhyme



Articles

Write A OR An before each word

an

egg



pen

lad

hand

cow



engine

ice cream

elephant

orange




star

balloon


axe

WH QUESTIONS

1. is he? 


He is in Alaquàs

What When Where

2. is that? 

It is a table


What When Where

3. is she? 

She is my teacher Iris

Who When Where

4. is the exam ?

It is at one o'clock 


Who When Where

5. is this? 


This is my new mobile phone

What When Where

6. is the party?

The party is tomorrow 


What When Where

7. is he? 

He is my brother

Who When Where

8. is Maria?

She is in London 

Who When Where

9. is the dog?

The dog is in the park 

What When Where

10. is this? 

This is my friend Marcos

Who When Where

My little brother

I am Billy, he is my younger brother Thomas. He is 5 years old. He loves playing football. I help him with his studies. He is very cute and I love him



1. What is the name of Billy's little brother?

- a) John b) George c) Thomas

2. Her brother is _____ years old.

- a) 10 b) 5 c) 3

3. Which sport does he love to play?

- a) cricket b) hockey c) football

4. Who helps him in his studies?

- a) Billy b) mother c) father

Write the compound words

1. door + mat =
2. man + kind =
3. rain + storm =
4. base + ball =
5. inch + worm =
6. after + noon =
7. grand + mother =
8. thanks + giving =
9. moon + light =
10. flash + light =

Complete your English Cursive writing book upto page no. 30 in neat and clean handwriting.

HINDI

संज्ञा



किसी भी स्थान, व्यक्ति एवं वस्तु के नाम को संज्ञा कहते हैं।

- नीचे दी गई चीजों के तीन-तीन नाम लिखिए।

फल

.....
.....
.....

फूल

.....
.....
.....

सब्जियां

.....
.....
.....

अनाज

.....
.....
.....

कमरे में क्या-क्या है?

सही शब्द खींचकर सही चीज़ से मिलाएँ।



पलंग कुरसी अलमारी लैंप कालीन परदे तस्वीर दीवार
छत फर्श गेंद तकिया खिड़की रज़ाई टेबल लैंप
किताब खिलौना बल्ब

निम्नलिखित वाक्यों में सही शब्दों का एकवचन या बहुवचन का इस्तेमाल करें।

1. पलंग पर चार तकिए हैं।
2. फर्श पर एक बिछा हुआ है।
3. दीवार पर तीन लटकी हुई हैं।
4. खिड़की में दो हैं।
5. कमरे में हर दीवार पर एक-एक है।
6. कालीन पर एक नारंगी पड़ा हुआ है।
7. अलमारी पर दो पड़ी हुई हैं।
8. पलंग पर एक नीली है।

संज्ञा


चित्र को ध्यान से देखकर खाली स्थान भरों।

(बकरी बादल आम पक्षी बेंच खिड़कियाँ)



- आकाश में तीन..... उड़ रहे हैं।
- चित्र मेंका एक पेड़ है।
- पेड़ के पास एक..... रखी है।
- सूरज..... के पीछे छिप गया है।
- घर में तीन नीले रंग की..... है।
- चित्र में.....घास खा रही है।


चित्र देखकर सही शब्द वर्ग पहेली में से ढूँढें और चित्र के साथ लिखें



प	का	ना	घ	क	छ	आ
ढ	घ	च	आ	द	खे	क
ना	क	ना	छ	ण	ल	ई
आ	द	घ	लि	ख	ना	आ
छ	ण	कू	क	ई	द	हैं
क	ध	द	आ	घ	छ	स
न	हा	ना	छ	ई	रो	ना
आ	द	छ	ई	ण	क	घ
तै	र	ना	घ	गि	र	ना



हिंदी शब्दों को मिलाकर दिए गए चित्र को पूरा करें और रंग भरे




उचित संज्ञा से खाली स्थान भरिए -

तितली	पतंग	घर	दिल्ली	कोयल
शेर	आसमान	बच्चे	फल	मछली

1. जंगल का राजा _____ शेर _____ है।
2. फूल पर _____ बैठी है।
3. मोहन का _____ है।
4. पिताजी बाज़ार से _____ लाए हैं।
5. बगीचे में _____ खेल रहे हैं।
6. रमेश _____ उड़ा रहा है।
7. _____ नीला है।
8. तालाब में _____ तैर रही है।
9. _____ गाना गा रही है।
10. लालकिला _____ में है।

मेरा परिचय

मेरा
पसंदीदा
शब्द




मेरा जन्मदिनांक

MONTH	DAY



मेरी तस्वीर

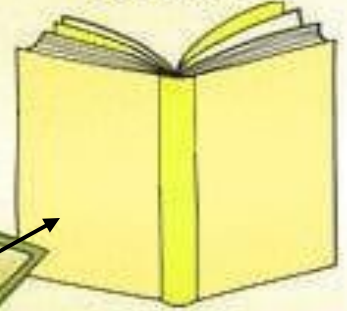
मेरे पसंदीदा जानवर



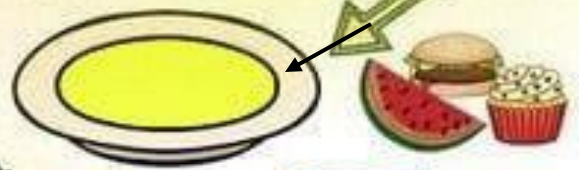
मेरा पसंदीदा

School

विषय



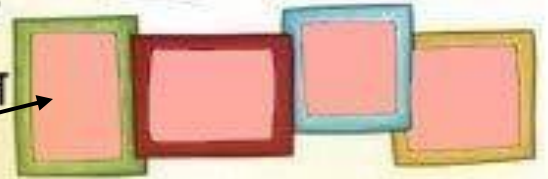
मेरा पसंदीदा खाना



मुझे किससे खुशी मिलती है



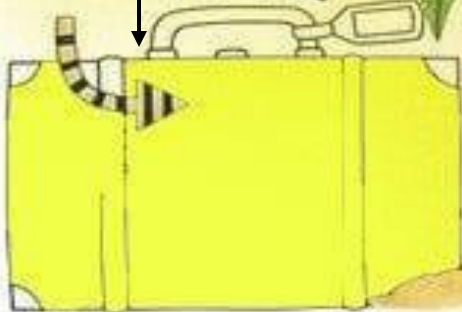
मेरे
दोस्त



मुझे जो भयभीत करता है




पसंदीदा घूमने
की जगह



अगर मेरे
पास जादू
की छड़ी होती

मेरा खज़ाना



शब्द ज्ञान

 शब्द बनाओ और लिखो।

हाथ साथी
हाथी

पैसा मोर

रोना चोटी

गाय नाक

बेटा पेट्टी

चूहा पूड़ी

बैल आग

गरम लाल

खाना आओ

कब सब
बस

यह दाल

बैल उठना

अपनी हिंदी सुलेख पुस्तक को पृष्ठ नंबर 35 तक सुंदर लिखाई में पूरा कीजिए

PUNJABI

ਮੁਕਤਾ ਸ਼ਬਦ ਜੋੜ:-



ਖ ਰ

ਘਰ



ਤ ਰ



ਫ ਲ



ਜ ਲ

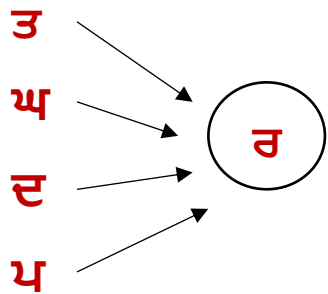


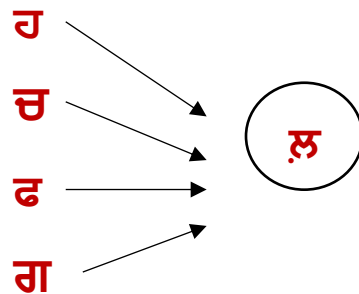
ਥ ਟ



ਹ ਲ

ਸ਼ਬਦ ਬਣਾਉ





ਖਾਲੀ ਥਾਵਾਂ ਭਰੋ



ਅ	ਜ	ਗ	ਰ
---	---	---	---



ਦ		ਖ	
---	--	---	--



	ਰ	ਸ਼	
--	---	----	--



ਗ		ਦ	
---	--	---	--






ਥ			ਸ
---	--	--	---



ਸ਼	ਰ		
----	---	--	--

ਕੰਨਾ (ਟ) ਸ਼ਬਦ



ਰ	ਹ	ਟ
ਹ	ਟ	ਰ

ਟ	ਤ	ਰ

ਟ	ਦ	ਲ



ਟ	ਰ	ਚ

ਗ	ਸ	ਟ

ਘ	ਟ	ਬ

ਕੰਨਾ (T) ਸ਼ਬਦ



ਭ	T	ਰ	ਨ

ਬ	T	T	ਬ

T	ਬ	ਤ	ਰ



ਜ	T	ਕ	ਲ

T	ਲ	ਕ	ਜ

ਅ	T	ਨ	ਜ

ਸਿਹਾਰੀ (੧) ਸ਼ਬਦ

PUT THE LETTERS FOR EACH WORD IN THE CORRECT ORDER.



ਜ	ਰ	ਿ	ਾ	ਫ



ਿ	ੀ	ਤ	ਤ	ਲ



ਖ	ਿ	ਨ	ਹ	ਤ



ਾ	ਕ	ਸ਼	ਿ	ਰ



ਿ	ਸ਼	ਾ	ਨ	ਨ



ਗ	ਾ	ਿ	ਟ	ਰ

ਸਿਹਾਰੀ (ਿ) ਸ਼ਬਦ

PUT THE LETTERS FOR EACH WORD IN THE CORRECT ORDER.



ਪ	ਤ	ਿ	ਾ



ਿ	ਰ	ਹ	ਨ



ਰ	ਚ	ਿ	ਮ



ਿ	ੀ	ਬ	ਲ



ਰ	ਿ	ਨ	ਬ



ਕ	ਟ	ਟ	ਿ

ਸਿਹਾਰੀ (ੴ) ਸ਼ਬਦ

PUT THE LETTERS FOR EACH WORD IN THE CORRECT ORDER.



ਕ	ਵ	ਿ	ਾ	ਤ



ਗ	ਿ	ਅ	ਾ	ਨ



ਤ	ਿ	ਕ	ਾ	ਬ



ਾ	ਪ	ਅ	ਿ	ਸ



ਿ	ਚ	ਾ	ਮ	ਟ



ਲ	ਾ	ਿ	ਗ	ਾ

ਬਿਹਾਰੀ ਸ਼ਬਦ

Bihari Words

Put the letters for each word in the correct order.



□	□	□
ਹ	ੀ	ਦ




□	□	□
ਤ	ਰ	ੀ



□	□	□
ੀ	ਲ	ਤ



□	□	□	□
ਟ	ਸ	ੀ	ੀ



□	□	□	□
ੜ	ਕ	ੀ	ੀ

ਅ) ਖਾਲੀ ਥਾਂਵਾਂ ਭਰੋ ਅਤੇ ਸ਼ਬਦ ਲਿਖੋ :

ਗੀਤ =	<u>ਗੀਤ</u>	ਵਰ =	_____
ਭੜ =	_____	ਸਟ =	_____
ਦਪਕ =	_____	ਪਨਰ =	_____
ਮਸ਼ਨ =	_____	ਕਮਜ਼ =	_____
ਕੜਛ =	_____	ਹਲਦ =	_____

ੲ) ਮਾਤਰਾਵਾਂ ਦੀ ਪਹਿਚਾਣ ਕਰੋ ਤੇ ਰੰਗ ਭਰੋ :



ਸ) ਸ਼ਬਦ ਜੋੜੋ ਅਤੇ ਲਿਖੋ :

ਤੀ + ਰ =	_____	ਪ + ਨੀ + ਰ =	_____
ਵੀ + ਰ =	_____	ਮ + ਸ਼ੀ + ਨ =	_____
ਗੀ + ਤ =	_____	ਪ + ਤੀ + ਲੀ =	_____
ਸੀ + ਟੀ =	_____	ਕੀ + ਮ + ਤੀ =	_____

ਹੱਡੀ



ਫਲ



ਦਾਣਾ



ਗੰਨਾ



ਘਾਹ



ਇਕ ਲੈਅ ਵਾਲੇ ਸ਼ਬਦ

1. ਚਰਨ ਕਰਨ, ਮਰਨ
2. ਜਗ -----
3. ਮਗ -----
4. ਧਨ -----
5. ਫਰਜ਼ -----
6. ਪਲਕ -----
7. ਤਨ -----
8. ਸ਼ੜਕ -----
9. ਰਸ -----
10. ਵਕਤ -----
11. ਪਲ -----
12. ਬਸ -----
13. ਗਰਮ -----
14. ਦਮਨ -----
15. ਕਮਰ -----

ਕੰਨਾ ਮਾਤਰਾ ਦੀ ਵਰਤੋਂ ਕਰਦੇ ਹੋਏ ਹੇਠਾਂ ਲਿਖੇ ਅੱਖਰਾਂ ਤੋਂ ਸ਼ਬਦ ਬਣਾਓ

1. ਚਮਚਾ

6. _____

2. _____

7. _____

3. _____


8. _____

4. _____

9. _____

5. _____

10. _____

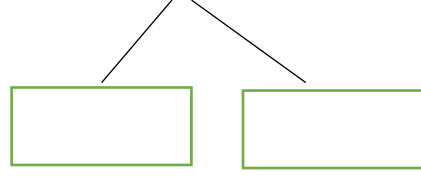


ਇੱਕੋ ਲੈਅ ਵਾਲੇ ਸ਼ਬਦ

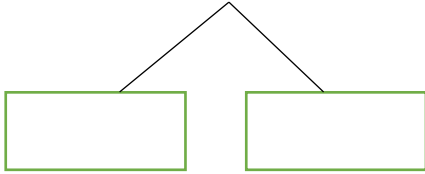
1. ਤਰ



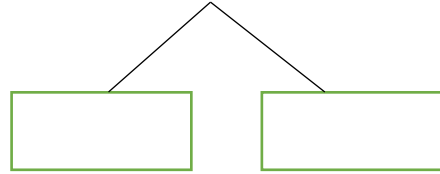
5. ਰਿੜਕ




2. ਪਵਨ



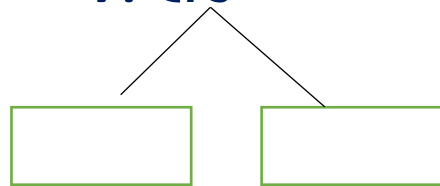
6. ਸਰਕਾਰ




3. ਕਸਰਤ




7. ਵੀਰ



4. ਕਿਰਨ



8. ਥਾਲੀ



ਤਸਵੀਰ ਦੇਖ ਕੇ ਸ਼ਬਦ ਲਿਖੋ

1.



6.



2.




7.



3.



8.



4.



9.




5.



10.



ਅੱਖਰਮਾਲਾ ਨੂੰ ਪੂਰਾ ਕਰੋ



ਹੇਠਾਂ ਬਣਾਏ ਚਿੱਤਰਾਂ ਨੂੰ ਪਛਾਣ ਕੇ ਮੁਕਤਾ ਸ਼ਬਦ ਲਿਖੋ

1.



5.



2.



6.



3.




7.



4.



8.



ਕੰਨਾ ਮਾਤਰਾ ਦੇ ਕੋਈ ਅੱਠ ਸ਼ਬਦ ਲਿਖੋ

1. ਕਾਕਾ

5. _____

2. _____

6. _____

3. _____

7. _____

4. _____

8. _____

ਸਵਰ ਸੁਲੇਖ ਪੇਜ਼ (1 to 15) ਸੁੰਦਰ ਲਿਖਾਈ
ਵਿੱਚ ਕਰੋ

MATHS

Fill in the blanks:

1) $6 \times \underline{\quad} = 18$

2) $8 \times \underline{\quad} = 16$

3) $\underline{\quad} \times 7 = 7$

4) $\underline{\quad} \times 9 = 45$

5) $7 \times \underline{\quad} = 21$

6) $\underline{\quad} \times 6 = 36$

7) $\underline{\quad} \times 8 = 40$

8) $9 \times \underline{\quad} = 90$

9) $\underline{\quad} \times 8 = 32$

10) $\underline{\quad} \times 6 = 24$

11) $7 \times \underline{\quad} = 63$

12) $\underline{\quad} \times 6 = 0$

13) $\underline{\quad} \times 8 = 80$

14) $9 \times \underline{\quad} = 54$

15) $6 \times \underline{\quad} = 42$

16) $\underline{\quad} \times 8 = 56$

17) $\underline{\quad} \times 9 = 81$

18) $6 \times \underline{\quad} = 30$

19) $8 \times \underline{\quad} = 48$

20) $\underline{\quad} \times 9 = 18$

21) $\underline{\quad} \times 7 = 49$

22) $8 \times \underline{\quad} = 72$

23) $\underline{\quad} \times 6 = 48$

24) $9 \times \underline{\quad} = 45$

25) $\underline{\quad} \times 7 = 63$

26) $6 \times \underline{\quad} = 36$

27) $8 \times \underline{\quad} = 64$

28) $\underline{\quad} \times 6 = 42$

29) $\underline{\quad} \times 9 = 72$

30) $7 \times \underline{\quad} = 56$

31) $\underline{\quad} \times 8 = 48$

32) $6 \times \underline{\quad} = 60$

33) $9 \times \underline{\quad} = 45$

34) $\underline{\quad} \times 8 = 72$

35) $\underline{\quad} \times 7 = 28$

36) $9 \times \underline{\quad} = 81$

37) $\underline{\quad} \times 6 = 6$

38) $\underline{\quad} \times 8 = 64$

39) $7 \times \underline{\quad} = 49$

40) $\underline{\quad} \times 9 = 54$



Before and After

Fill in the numbers that comes before and after the given number.

$\square \leftarrow 50 \rightarrow \square$

$\square \leftarrow 40 \rightarrow \square$

$\square \leftarrow 12 \rightarrow \square$

$\square \leftarrow 53 \rightarrow \square$

$\square \leftarrow 20 \rightarrow \square$

$\square \leftarrow 51 \rightarrow \square$

$\square \leftarrow 25 \rightarrow \square$

$\square \leftarrow 43 \rightarrow \square$

$\square \leftarrow 80 \rightarrow \square$

$\square \leftarrow 48 \rightarrow \square$

$\square \leftarrow 63 \rightarrow \square$

$\square \leftarrow 88 \rightarrow \square$

$\square \leftarrow 69 \rightarrow \square$

$\square \leftarrow 82 \rightarrow \square$

$\square \leftarrow 58 \rightarrow \square$

$\square \leftarrow 3 \rightarrow \square$

$\square \leftarrow 38 \rightarrow \square$

$\square \leftarrow 15 \rightarrow \square$

Write the number using the expanded form

Example: $800 + 40 + 9 = \boxed{849}$

1) $700 + 50 + 8 = \boxed{}$

2) $100 + 60 + 2 = \boxed{}$

3) $400 + 90 + = \boxed{}$

4) $80 + 5 = \boxed{}$

5) $900 + 70 + 7 = \boxed{}$

6) $800 + 30 + 4 = \boxed{}$

7) $500 + 3 = \boxed{}$

8) $600 + 10 + 3 = \boxed{}$

Write the correct number in the box

Example: $475 = 400 + \boxed{70} + 5$

9) $573 = 500 + \boxed{} + 3$

10) $826 = \boxed{} + 20 + 6$

11) $219 = 200 + 10 + \boxed{}$

12) $357 = 300 + 50 + \boxed{}$

12) $702 = 700 + \boxed{} + 2$

14) $499 = 400 + \boxed{} + 9$

Fill in the correct digit for each place value

Example: $348 = \underline{3}$ hundreds + $\underline{4}$ tens + $\underline{8}$ ones

15) $819 = \underline{}$ hundreds + $\underline{}$ tens + $\underline{}$ ones






16) $407 = \underline{}$ hundreds + $\underline{}$ tens + $\underline{}$ ones

17) $539 = \underline{}$ hundreds + $\underline{}$ tens + $\underline{}$ ones

Count the balls and fill the box:



3 5



Ordinal numbers - fill the words



seventh

second

sixth

eleventh

ninth

third

tenth

eighth

first

fifth

twelfth

third

1. Wednesday is the.....day of the week.
2. September is themonth of the year.
3. Friday is the.....day of the week.
4. November is themonth of the year.
5. Monday is theday of the week.
6. August is themonth of the year.
7. December is themonth of the year.
8. May is themonth of the year.
9. Tuesday is theday of the week.
10. October is themonth of the year.
11. Sunday is theday of the week.

Write in ascending order:

35	27	20	38	30		
		20	27	30	35	38

30	39	26	22	31		

43	37	40	47	32		

41	49	35	29	45		

20	50	10	30	40		

44	36	48	34	50		

26	33	45	30	37		

What Comes Next?

Write the number that comes next.

14

19 _____

16 _____

20 _____

13 _____

24 _____

28 _____



27 _____

40 _____

58 _____

62 _____

29 _____

33 _____

59 _____



89 _____

36 _____

44 _____

19 _____

80 _____

52 _____

86 _____



Mental Math

Number	10 More	10 Less
84	94	74
51		
63		
24		
49		
97		
71		
15		

Number	10 More	10 Less
39		
74		
58		
19		
60		
43		
92		
21		

Fill the boxes by adding 10

5

15

25

35

45

55

20

50

85

65

33

45

75

Addition Sums

1	$\begin{array}{r} 183 \\ + 854 \\ \hline \\ \hline \end{array}$	2	$\begin{array}{r} 424 \\ + 98 \\ \hline \\ \hline \end{array}$	3	$\begin{array}{r} 370 \\ + 398 \\ \hline \\ \hline \end{array}$	4	$\begin{array}{r} 421 \\ + 333 \\ \hline \\ \hline \end{array}$
5	$\begin{array}{r} 688 \\ + 150 \\ \hline \\ \hline \end{array}$	6	$\begin{array}{r} 84 \\ + 204 \\ \hline \\ \hline \end{array}$	7	$\begin{array}{r} 687 \\ + 159 \\ \hline \\ \hline \end{array}$	8	$\begin{array}{r} 277 \\ + 216 \\ \hline \\ \hline \end{array}$
9	$\begin{array}{r} 591 \\ + 253 \\ \hline \\ \hline \end{array}$	10	$\begin{array}{r} 382 \\ + 129 \\ \hline \\ \hline \end{array}$	11	$\begin{array}{r} 767 \\ + 393 \\ \hline \\ \hline \end{array}$	12	$\begin{array}{r} 810 \\ + 742 \\ \hline \\ \hline \end{array}$
13	$\begin{array}{r} 316 \\ + 805 \\ \hline \\ \hline \end{array}$	14	$\begin{array}{r} 654 \\ + 860 \\ \hline \\ \hline \end{array}$	15	$\begin{array}{r} 953 \\ + 174 \\ \hline \\ \hline \end{array}$	16	$\begin{array}{r} 518 \\ + 123 \\ \hline \\ \hline \end{array}$
17	$\begin{array}{r} 150 \\ + 438 \\ \hline \\ \hline \end{array}$	18	$\begin{array}{r} 553 \\ + 396 \\ \hline \\ \hline \end{array}$	19	$\begin{array}{r} 567 \\ + 502 \\ \hline \\ \hline \end{array}$	20	$\begin{array}{r} 89 \\ + 688 \\ \hline \\ \hline \end{array}$

Subtraction Sums

1	$\begin{array}{r} 326 \\ - 148 \\ \hline \\ \hline \end{array}$	2	$\begin{array}{r} 253 \\ - 171 \\ \hline \\ \hline \end{array}$	3	$\begin{array}{r} 509 \\ - 137 \\ \hline \\ \hline \end{array}$
4	$\begin{array}{r} 453 \\ - 267 \\ \hline \\ \hline \end{array}$	5	$\begin{array}{r} 279 \\ - 227 \\ \hline \\ \hline \end{array}$	6	$\begin{array}{r} 485 \\ - 136 \\ \hline \\ \hline \end{array}$
7	$\begin{array}{r} 504 \\ - 275 \\ \hline \\ \hline \end{array}$	8	$\begin{array}{r} 249 \\ - 132 \\ \hline \\ \hline \end{array}$	9	$\begin{array}{r} 485 \\ - 162 \\ \hline \\ \hline \end{array}$

Materials

Label the objects with the help of materials given below.

fabric glass metal wood paper
ballon rubber plastic leather



glass



Types of Houses

Fill in the blanks

(1) **Hut**
.....



(2)



(3)



(4)



(5)



(6)



What are things made of?

Complete the sentences with the words from the box

Objects

bottle table dress
newspaper marbles

Materials

glass paper wood
fabric plastic



This dress is made of fabric



This _____ is made of _____



This _____ is made of _____



These _____ are made of _____

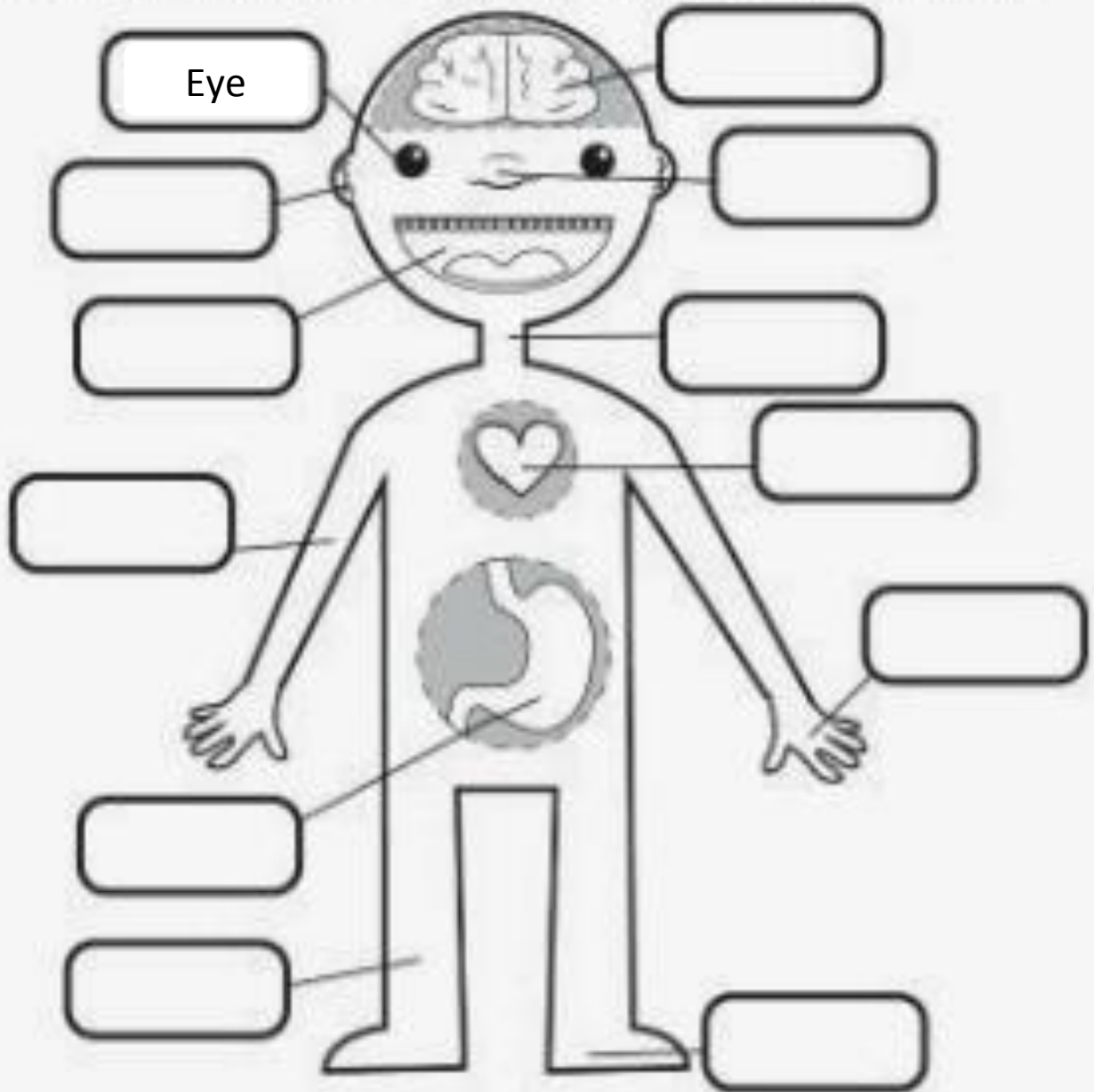


This _____ is made of _____

Well done!



Match the labels to the parts of the body.



- | | | | |
|------|-------|---------|-------|
| NOSE | EYE | HEART | ARM |
| NECK | LEG | HAND | BRAIN |
| FOOT | MOUTH | STOMACH | EAR |

FOOD AND DRINKS

Circle the right answer.-



PIZZA

SANDWICH

MILK



MILK

CHEESE

WATER



BURGER

RICE

JUICE



BISCUIT

CEREAL

YOGHURT



WATER

BISCUIT

BURGER



JUICE

CHEESE

MILK



CEREAL

RICE

CHICKEN



WATER

PIZZA

BURGER



SANDWICH

MILK


WATER



CHEESE

CEREAL

YOGHURT



CHEESE

PIZZA

CHICKEN



JUICE


BURGER

PIZZA


Body parts crossword


1 A R 2 M


Across


1. a _ r _ m 

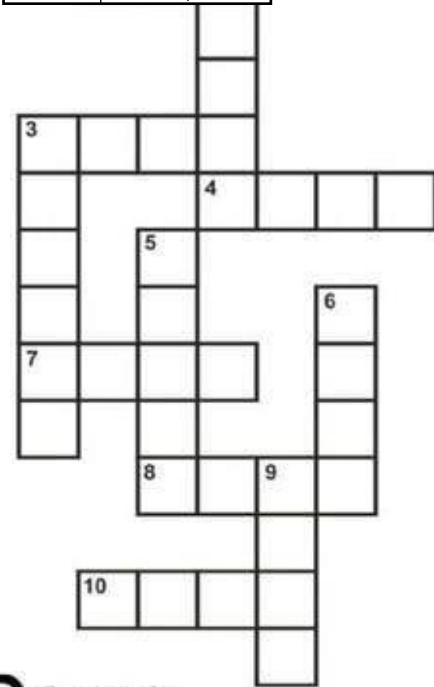
3. f _ _ t 

4. h _ i _ 

7. e _ _ s 

8. h _ _ d 

10. e _ r _ 





Down

2. m _ _ t _ 

3. f _ _ g _ r 

5. t _ _ th 

6. h _ _ d 

9. n _ s _ 

My wonderful body

I. Identify the organs and name them.



II. Fill in the blanks.

1. The sense organ that helps us to touch and feel is our _____.
2. The _____ filters the blood and removes waste from it.
3. The main function of heart is to pump _____ to all parts of the body.

III. Choose the correct answer.



1. The _____ controls our body movements.
a. brain b. hands c. eyes
2. I can smell the flower with my _____.
a. ears b. nose c. legs

NAME :

Topic : My Body

Tick (✓) the correct picture.

I hear with my  or 

I smell with my  or 

I taste with my  or 

I feel with my  or 



1. My hands help me to



Sing



Sleep



Write

2. My eyes help me to



Swim



Dance



Reading

3. My feet help me to



Skate



Paint



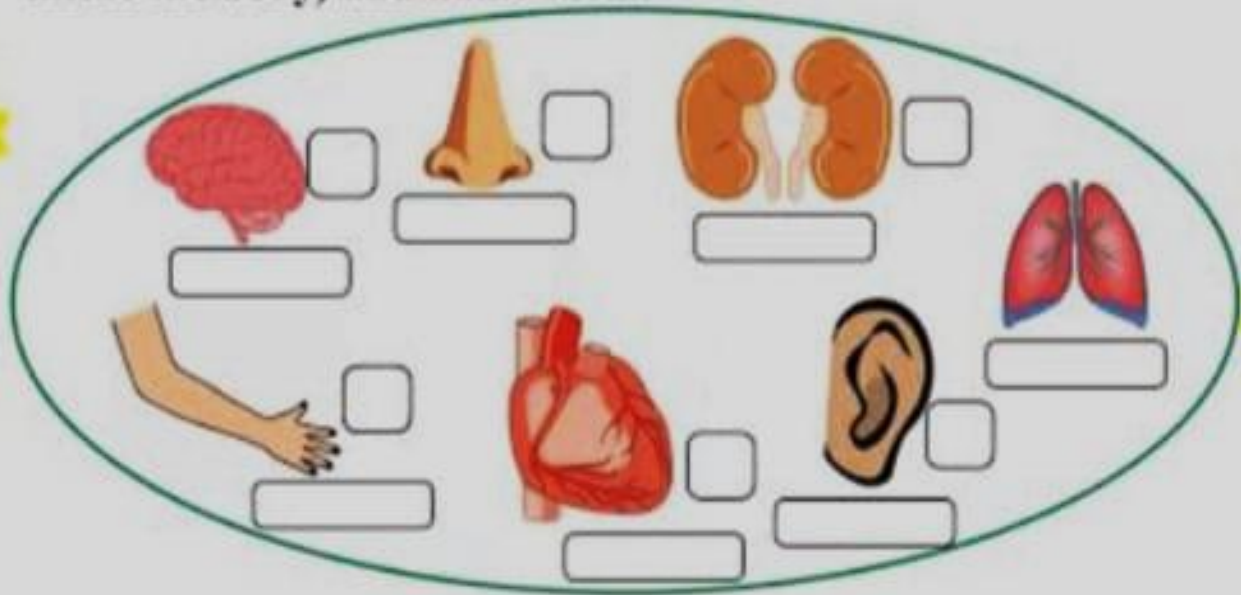
Kick

In each box put 'L' for living things and 'N' for non living things.



My Body

Write 'E' below the external body parts (that are outside the body) and 'I' below the internal body parts (that are found inside the body) and name them.



Do you know that the names of the body parts are also used to describe the corresponding part of an object. Use the correct word from box and fill in the blanks:

1. The _____ and tail of a coin.
2. The _____ of a bottle.
3. The _____ of a chair.
4. The _____ of a table.
5. The _____ of a comb.
6. The _____ of a needle.
7. The _____ of a clock.
8. The _____ of a volcano.

hands
mouth
legs
neck
arms
head
eye
teeth

Skill: Identifying body parts

Art & Craft

Instructions:-

- 1. Prepare your activity / Model given by the art teachers with the help of videos.*
- 2. Topics are already allotted in the class.*
- 3. Follow the steps given in the video.*
- 4. Prepare the given project beautifully and for any query contact art teachers.*
- 5. Best Materials will be selected for exhibition.*



Scrap Book Task

Subject :- Computer Science

Page no. 1: - Paste the pictures of Input devices.

Page no. 2: - Paste the pictures of output devices.

Subject: - Mathematics

Page no. 3: - Represent counting 1 – 10 in ascending order by using craft paper / waste material.

Page no. 4: - Paste the pictures of two things of shapes like Triangle, Circle, Square, Rectangle (2 Pictures each)

Page no. 5: - Represent counting 11-20 in descending order by using waste material / craft paper.

Page no. 6: - Draw a clock by using a craft paper.

Page no. 7: - Make an abacus and represent number 143 on it. (Use bindis, stones to represent the number)

Page no. 8: - Paste replica of currency notes in scrap book.

Page no. 9: - Write skip counting in the shape of a kite / pencil.

Subject: - EVS

Page no. 10: - Make a family tree and paste pictures of all family members on it.

- For nuclear family- paste pictures of grandparents, parents and siblings.
- For joint family – paste pictures of grandparents, parents, siblings, uncle, aunt and cousins.

Page no. 11: -Paste 4 pictures of internal organs of human body.

Page no. 12: - Paste the pictures of healthy and junk food items.

Page no. 13: - Paste the pictures of five sense organs.

Page no. 14: - Paste 5 pictures of good habits. (Like Brushing teeth, Combing hair etc.)

Page no. 15: - Paste any 5 leaves of different plants.

Page no. 16: - Paste the pictures of fruits and vegetables you like the most.