

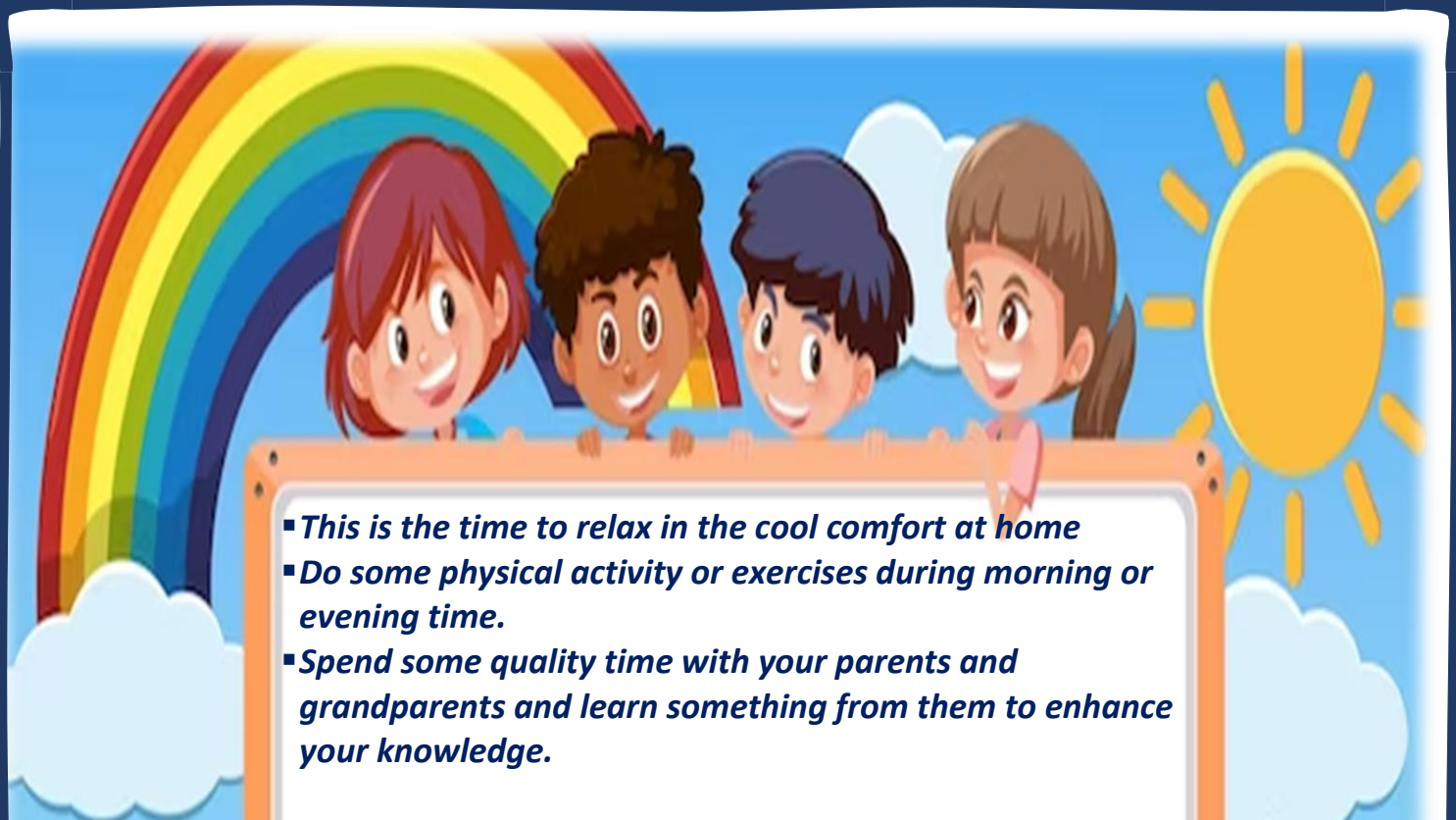


**DR. KITCHLU PUBLIC SEN. SEC. SCHOOL,  
MOGA**

# Holidays

## Homework

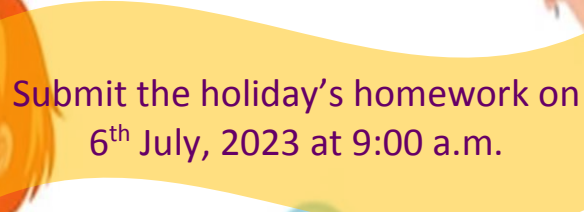


- 
- *This is the time to relax in the cool comfort at home*
  - *Do some physical activity or exercises during morning or evening time.*
  - *Spend some quality time with your parents and grandparents and learn something from them to enhance your knowledge.*

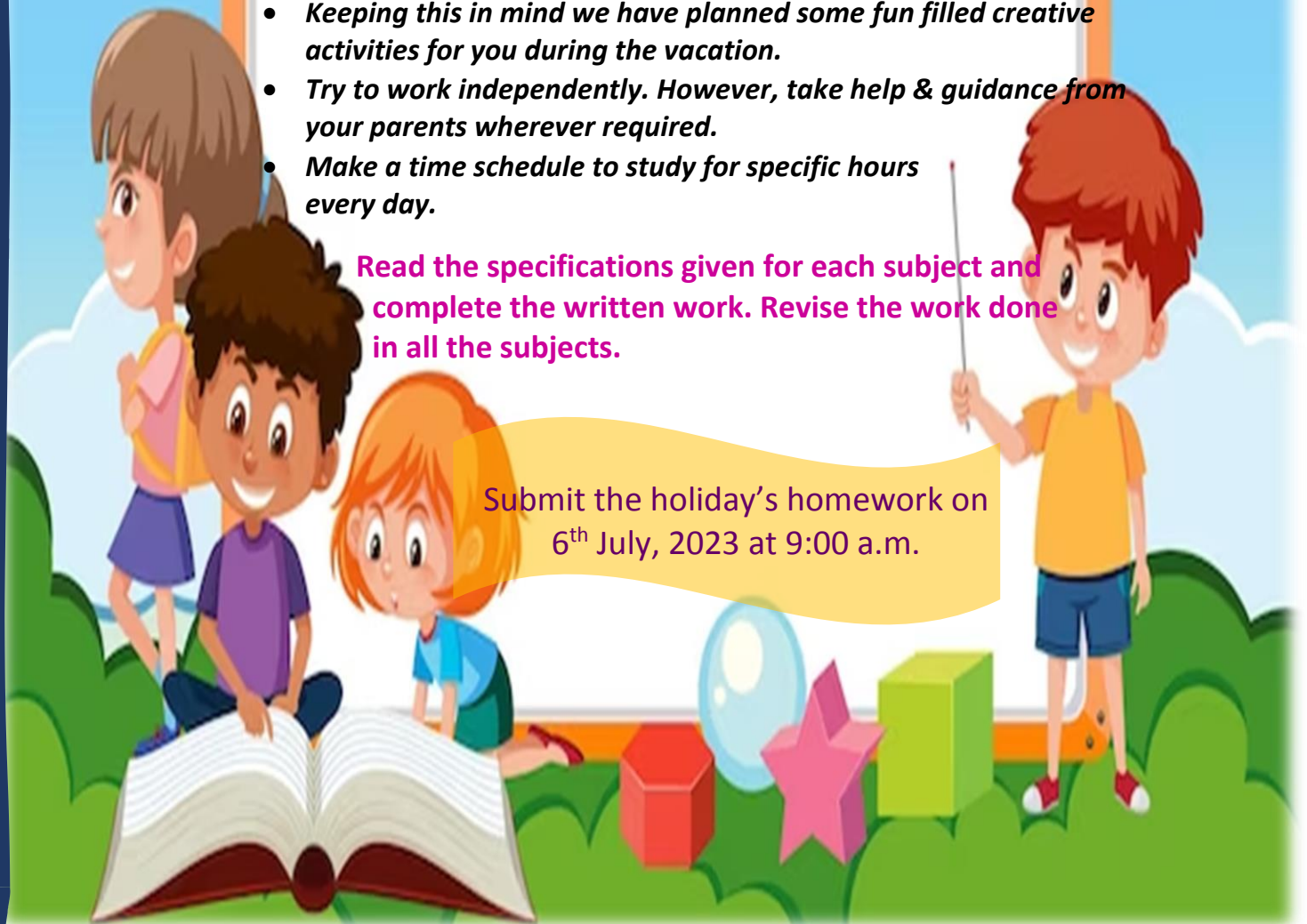
***“Learning by doing is growing and succeeding”***

- *Keeping this in mind we have planned some fun filled creative activities for you during the vacation.*
- *Try to work independently. However, take help & guidance from your parents wherever required.*
- *Make a time schedule to study for specific hours every day.*

**Read the specifications given for each subject and complete the written work. Revise the work done in all the subjects.**



Submit the holiday's homework on  
6<sup>th</sup> July, 2023 at 9:00 a.m.





# Instructions for holidays H.W

1. Worksheets given in pdf format can be printed or drawn on notebooks.
2. Homework can be done on printed worksheets wherever space is available. A separate test note book may also be used for doing the work by making such worksheets at one's own.
3. All pages of **Scrap Book** must be filled as directed by the teacher.
4. Making of a chart paper.
  - (a) Use the size of chart paper as instructed by the subject teacher. (Note: half size chart paper for III-IV full size chart paper from V onwards.
  - (b) Use the Portrait/ Vertical side of the chart paper only.
  - (c) Draw the margin on the chart paper.
  - (d) Use full space of the chart paper for completing the task. Draw/Paste pictures of large size.
  - (e) Use any medium of colours as instructed by the teacher.
  - (f) Write all the details in correct spellings. Use big letters for writing.
  - (g) Write your name, roll no, class, section at the bottom of right side.

## **Colour of chart paper**

- Science - Yellow
- Social Studies – Pink
- Maths – White
- Hindi – Green
- Punjabi – Black
- English- Blue

## ***Instructions for making a Model***

1. Do thorough research on the chosen topic to gather relevant information.
2. Make a list of all the materials needed for a model. Then collect the required items, ensuring that are easily available, economical and safe to use.
3. Clearly define the objectives of the working model and its introduction.
4. Take necessary precautions especially dealing with electricity or sharp objects.
5. The base (either cardboard or thermocole) of the model should be covered with a chart paper or use plyboard (in case of heavy Model)
6. Labelling should be done and it must be clearly visible. (Pla-card/ charts can be used)
7. For both working and Non- working models, prepare a written report on chart regarding concepts and principles associated with the topic. Use reasonably big letters to write on chart paper.
8. The explanation of the model should be informative, Knowledgeable, effective and in english only.
9. You can assemble the different components of the model in the school if it is bigger in size.



# ENGLISH

## PICNIC IN THE COUNTRYSIDE



*The Smiths are having a fun trip out! It's the last of the summer days!*

Fill in the blanks with in, on, in front of, between

1. The picnic basket is \_\_\_\_\_ the rug.
2. The bananas are \_\_\_\_\_ mum and Susie.
3. The horse is \_\_\_\_\_ the hill
4. The football is \_\_\_\_\_ dad and Jack.
5. The bird's nest is \_\_\_\_\_ the tree.
6. The duck \_\_\_\_\_ the pond.
7. Mum and Susie are sitting \_\_\_\_\_ the rug.
8. The sun is shining \_\_\_\_\_ the sky.
9. The blue ball is \_\_\_\_\_ the duck.
10. The apples are \_\_\_\_\_ the tree.

## Countable and Uncountable nouns

Tell whether the underlined noun is countable or uncountable.

1. Would you like some milk with your cereal?
2. You will need eggs and sugar for this recipe.
3. Matt should listen to the coach. He gives good advice.
4. The teacher wanted his students to put more effort into their assignments.
5. Our living room has so much furniture, there is nowhere to move.
6. These books will help you in your research.
7. Lara's mother told her to add more flour to the dough before baking the cookies.
8. Humans have made a lot of technological progress in 100 years.
9. Mark has a shirt.
10. You should drink enough water to keep yourself hydrated.

## Riddles

A riddle is a cleverly worded question asked as a game.

1. What wears a cap but has no head?
2. What has teeth but cannot eat?
3. Which country is popular on Thanksgiving day?
4. Which table does not have legs?
5. Which three letters can frighten a thief away?
6. What starts with 't', ends with 't' and is full of 't'?
7. What belongs only to you and yet is used more by others than by yourself?
8. What has hands but no feet, a face but no eyes, tells but does not talk?

Options:-      Comb,      Turkey,      Pen,      Teapot,  
                  Clock,      ICU,      Our name,      Vegetable

## The four seasons

It is Spring. The spring months are: March, April and May, In spring, we celebrate Easter.



Put in 'There is' or 'There are'

1. \_\_\_\_\_ a nest of birds in the tree.
2. \_\_\_\_\_ a frog, beside the lake.
3. \_\_\_\_\_ a bee, sitting on the plant.
4. \_\_\_\_\_ lots of flowers.
5. \_\_\_\_\_ clouds in the sky.
6. \_\_\_\_\_ a boy and a girl.
7. \_\_\_\_\_ two sheep.

What is the girl doing?

What is the boy doing?

**It is summer! June, July and August.**

**Say if the sentences are true or false:**

1. There are 6 children in the picture.
2. There are lot of apples growing on the tree.
3. A duck is swimming in the lake.
4. The washing line is hanging up between the tent and the tree.
5. A boy is standing on the rug.
6. There is a banana in the picnic bucket.
7. A dragonfly is flying over the lake.
8. A girl is lying on the sunbed, eating a sandwich.
9. A girl is playing in the padding pond.





It is autumn- September, October and November. the children are playing in the field. It is raining! Peter is holding his umbrella. Anna is carrying a basket, to collect the autumn leaves. Paul is jumping in puddles. It's a good job he is wearing his wellies! The squirrel is gathering nuts, ready for winter. The hedgehog is looking for food.



1. When are the autumn months?
2. Where are the children?
3. Who is collecting leaves?
4. What is Paul doing?
5. What are the animals doing?
6. Where is the spider?
7. Where is the snail?

It's winter and there is a snow on the ground. The winter months are December, January and February. It's cold in winter, but you can still have a great time. Think about the birds and animals, though! It's not so easy for them!

Put the verbs in the brackets into the present continuous tense.

1. The duck \_\_\_\_\_ (swim) in the lake.
2. Peter \_\_\_\_\_ (skate) on the lake.
3. Miranda \_\_\_\_\_ (throw) a snowball.
4. Rosy \_\_\_\_\_ (make) a snowman.
5. Lisa \_\_\_\_\_ (sledge)
6. The bird \_\_\_\_\_ (look) out of its bird box.
7. All the children \_\_\_\_\_ (have) a great time!





## THE HISTORY OF POPCORN

Read Steve's report about the history of popcorn



Popcorn was discovered over 5000 years ago in Mexico. It was an Indian food. Corn was thrown on hot stones in a fire. The fire made the corn pop. It was a game to catch the popcorn and eat it. The Indians of North America also ate popcorn. When the first English settlers arrived in America, the Indians gave them popcorn. The settlers loved the food, and they often ate it with sugar for breakfast.

Answer these questions according to the text. Write complete sentence

1. When was popcorn discovered?
2. Where was it discovered?
3. What type of food is popcorn?
4. What other interesting facts are there in the report?



Do pages 1 to 8 in Bravia Holidays package.

# HINDI

वर्ण गृह पूरा कीजिए—

व्यंजन			
.....	.....	.....	.....
.....	.....	.....	.....
.....	.....	.....	.....
.....	.....	.....	.....
.....	.....	.....	.....

संयुक्त व्यंजन	
.....	.....
.....	.....

स्वर	
.....	.....
.....	.....
.....	.....
.....	.....
.....	.....
.....	.....

अतिरिक्त—आगत व्यंजन	
.....	.....
.....	.....

अयोगवाह
.....

आगत स्वर
.....

## शब्द बनाओ और लिखो

हाथ साथी  
हाथी

पैसा मोर  
\_\_\_\_\_

रोना चोटी  
\_\_\_\_\_

गाय नाक  
\_\_\_\_\_

बेटा पेट्टी  
\_\_\_\_\_

चूहा पूड़ी  
\_\_\_\_\_

बैल आग  
\_\_\_\_\_

गरम लाल  
\_\_\_\_\_

खाना आओ  
\_\_\_\_\_

कब सब  
बस

यह दाल  
\_\_\_\_\_

बैल उठना  
\_\_\_\_\_



## संज्ञा

उचित संज्ञा से खाली स्थान भरिए ।

तितली	पतंग	घर	कोयल	मछली	शेर
आसमान		दिल्ली	बच्चे		आम

1. जंगल का राजा \_\_\_\_\_ है।
2. फूल पर \_\_\_\_\_ बैठी है।
3. मोहन का \_\_\_\_\_ है।
4. पिताजी बाजार से \_\_\_\_\_ लाए हैं।
5. बगीचे में \_\_\_\_\_ खेल रहे हैं।
6. रमेश \_\_\_\_\_ उड़ा रहा है।
7. \_\_\_\_\_ नीला है।
8. तालाब में \_\_\_\_\_ तैर रही है।
9. \_\_\_\_\_ गाना गा रही है।
10. लाल किला \_\_\_\_\_ में है।



निम्नलिखित पुल्लिंग शब्दों के सही स्त्रीलिंग लिखो-



पुल्लिंग (Masculine) स्त्रीलिंग (feminine)



लड़का

बेटा

पिता

दादा

नाना

भाई

चाचा

मामा

आदमी

पति

श्रीमान

बच्चा

## वचन

निम्न वाक्यों में कोष्ठक में से सही शब्द चुनकर खाली स्थान भरो -

1. बच्चा ————— झूल रहा है। ( झूला / झूले )
2. रामू दिन में भी ————— देखता है। ( सपना / सपने )
3. ————— गहरा नहीं था। ( कुँआ / कुँए )
4. मेरे पास रबर के ————— हैं। ( खिलौना / खिलौने )
5. ————— काँव काँव कर रहा था। ( कौआ / कौए )
6. गमले में ————— लगाओ। ( पौधा / पौधे )
7. मैदान में ————— घास चर रहा है। ( घोड़ा / घोड़े )
8. ————— मेज़ पर रखी है। ( किताब / किताबें )
9. ————— पेड़ पर बैठा है। ( तोता / तोते )
10. बाहर ठंडी ————— चल रही है। ( हवा / हवाएँ )
11. ————— पाठशाला चला गया। ( लड़का / लड़के )
12. राम ————— पढ़ रहा है। ( कहानी / कहानियाँ )
13. चूहा ————— कुतर गया। ( कपड़ा / कपड़े )
14. आकाश में ————— उड़ रही हैं। ( चिड़िया / चिड़ियाँ )



## लिंग

दिए गए शब्दों के स्त्रीलिंग शब्द वर्ग पहेली में से ढूँढ कर उन पर गोला बनाओ ।

च	छा	शे	र	नी	पं
म	त्रा	बि	से	ला	डि
व	धू	ल्ली	ठा	खा	ता
नौ	क	रा	नी	ला	इ
क्ष	त	बि	ब	ह	न

- |          |        |          |       |
|----------|--------|----------|-------|
| 1. छात्र | छात्रा | 5. शेर   | _____ |
| 2. नौकर  | _____  | 6. बिलाव | _____ |
| 3. सेठ   | _____  | 7. पंडित | _____ |
| 4. भाई   | _____  | 8. वर    | _____ |

अपने किन्ही चार मित्रों के नाम लिखो।

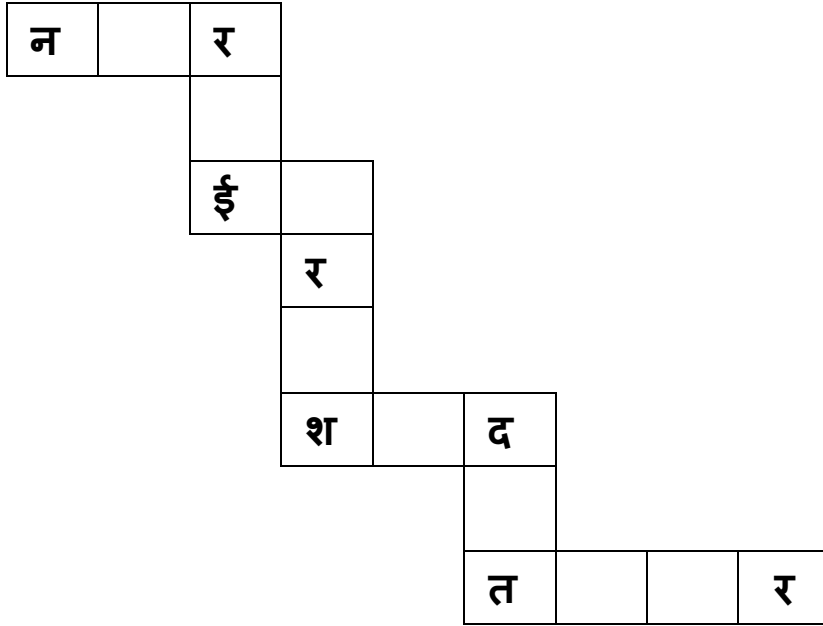
1. \_\_\_\_\_
2. \_\_\_\_\_
3. \_\_\_\_\_
4. \_\_\_\_\_

किन्हीं चार देशों के नाम लिखो ।

1. \_\_\_\_\_
2. \_\_\_\_\_
3. \_\_\_\_\_
4. \_\_\_\_\_

## संज्ञा

वर्ग पहेली को संज्ञा शब्द भरकर पूरा करो।



## वचन बदलो

नीचे दो फूल दिए गए हैं | उनकी पंखुड़ियों में कुछ शब्द लिखे हैं | एकवचन वाली पंखुड़ी में पीला रंग तथा बहुवचन वाली पंखुड़ी में लाल रंग भरो |



नीचे कुछ संज्ञा तथा सर्वनाम शब्द दिए गए हैं उन्हें उठाकर सही टब में डालिए ।

मेरा

दिल्ली

उस

लड़की

लड़का

वह

कुछ

आप

कुर्सी

में

रवि

उसको

भूख





# PUNJABI

## ਅੱਖਰਾਂ ਦੀ ਖੇਡ

ਸਾਰਥਕ ਸ਼ਬਦ ਬਣਾਉਣ ਲਈ ਉਸ ਉੱਪਰ ਗੋਲਾ ਲਗਾਓ।

ਚ	ਪੰ	ਜਾ	ਬੀ	ਤ	ਠੀ	ਦਿ
ਤੇ	ਚਿ	ਮ	ਲਿ	ਆ	ਲ	ਮ
ਲ	ਤਾ	ਮਿ	ਲ	ਯ	ਲੀ	ਸਾ
ਗੁ	ਜ	ਰਾ	ਤੀ	ਗਾ	ਜ	ਤ
ਰੀ	ਠੀ	ਬੰ	ਗਾ	ਲੀ	ਮ	ਟਾ
ਅ	ਸਾ	ਮੀ	ਕ	ਸ਼	ਮੀ	ਰੀ
ਮ	ਰਾ	ਠੀ	ਹਿ	ਕ	ਮ	ਪਾ
ਘਾ	ਹ	ਕ	ਚ	ਰ	ਲ	ਰ
ਬਾ	ਲ	ਰ	ਸ਼	ਬ	ੜ	ਵਾ
ਗ	ਰ	ਦ	ਨ	ੜ	ਕਾ	ਬ



## ਵਿਰਾਸਤੀ ਸ਼ਬਦ

ਹੇਠਾਂ ਲਿਖੇ ਸ਼ਬਦਾਂ ਨੂੰ ਪੜ੍ਹ ਕੇ ਫੋਟੋ ਲਗਾਓ ਅਤੇ ਉਸ ਦਾ ਵਾਕ ਬਣਾਓ।

1) ਫੱਟੀ : ਮੈਂ ਫੱਟੀ 'ਤੇ ਲਿਖ ਰਿਹਾ ਹਾਂ।



2) ਛੱਜ :

3) ਟੋਕਰਾ :

4) ਗੱਡਾ :

5) ਚਰਖਾ :

6) ਕਹੀ :





7) ਰਾਣੀ -ਹਾਰ

8) ਛੰਨਾ :

9) ਤੰਦੂਰ :

10) ਕੁੰਭ :

ਸ਼ਾਮ ਨੂੰ ਤੁਸੀਂ ਪਾਰਕ ਵਿੱਚ ਖੇਡਣ ਜਾਂਦੇ ਹੋ, ਉੱਥੋਂ ਪੰਜ ਤਰ੍ਹਾਂ ਦੇ ਪੱਤੇ ਲਿਆ ਕੇ ਹੇਠਾਂ ਬਣੀ ਥਾਂ 'ਤੇ ਚਿਪਕਾਓ ਅਤੇ ਉਸ ਦਾ ਨਾਂ ਵੀ ਲਿਖੋ।







## ਬੇਨਤੀ ਪੱਤਰ ਪੂਰਾ ਕਰੋ।

ਸੇਵਾ .....

ਮੁੱਖ .....ਜੀ,

.....ਸਕੂਲ,

ਮੋਗਾ।

ਸ੍ਰੀ .....ਜੀ,

ਬੇਨਤੀ ਹੈ .....

ਧੰਨਵਾਦ ਸਹਿਤ।

ਆਪ ਜੀ ਦਾ .....

ਨਾਮ : .....

ਜ਼ਮਾਤ : .....

ਰੋਲ ਨੰਬਰ : .....

ਮਿਤੀ : .....

ਦਿੱਤੇ ਗਏ ਸ਼ਬਦਾਂ ਨੂੰ ਮਿਲਾ ਕੇ ਵਾਕ ਬਣਾਓ:-

ਕੋਇਲ      ਭੰਗੜਾ      ਹੁਸ਼ਿਆਰ      ਗਏ  
ਰੁਪਿੰਦਰ      ਗਾਉਂਦੀ      ਹੈ      ਗੱਭਰੂ  
ਪੰਜਾਬੀ      ਸਮਝਦਾਰ      ਪਾ  
ਹੈ।      ਰਿਹਾ      ਕਾਲਾ      ਪਾ  
ਅਸੀਂ      ਦਾ      ਹੈ।

1) ਕੋਇਲ ਗਾਉਂਦੀ ਹੈ।

2) \_\_\_\_\_

3) \_\_\_\_\_

4) \_\_\_\_\_

5) \_\_\_\_\_

ਦਿੱਤੇ ਅੱਖਰਾਂ ਵਿੱਚੋਂ ਸਵਰ ਅਤੇ ਵਿਅੰਜਨ ਵੱਖ-ਵੱਖ ਕਰੋ।

ੳ	ਰ	ਅ	ਵ
ਜ਼	ਪ	ਲ	ੲ
ਸ	ਕ	ਮ	ਨ
ਭ	ਚ	ਣ	ਫ
ਵ	ਗ	ਘ	ਧ

ਸਵਰ	ਵਿਅੰਜਨ
ੳ	ਕ

ਹੇਠਾਂ ਬਣੇ ਘੜੇ ਵਿੱਚ ਕੁਝ ਸ਼ਬਦ ਦਿੱਤੇ ਗਏ ਹਨ। ਉਹਨਾਂ ਵਿੱਚੋਂ ਪੁਲਿੰਗ ਅਤੇ ਇਸਤਰੀ ਲਿੰਗ ਸ਼ਬਦ ਅਲੱਗ-ਅਲੱਗ ਕਰਕੇ ਗਿਲਾਸਾਂ ਵਿੱਚ ਲਿਖੋ।



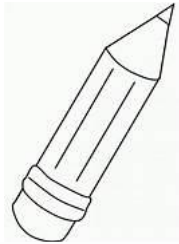


# ਵਚਨ ਬਦਲੋ (ਫੋਟੋਆਂ ਵੀ ਬਣਾਓ)

ਇੱਕ ਵਚਨ

ਬਹੁ ਵਚਨ

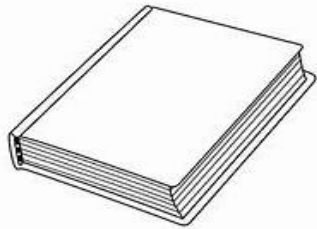
ਪੈਂਨਸਿਲ




ਪੈਂਨਸਿਲਾਂ



ਕਿਤਾਬ




ਝੰਡਾ



ਪੱਤਾ



ਮੱਛੀ



ਆਪਣੇ ਨੇੜੇ ਦੇ ਪਾਰਕ ਦੀ ਫੋਟੋ ਲਗਾ ਕੇ ਉਸ ਬਾਰੇ ਦਸ ਸਤਰਾਂ ਲਿਖੋ।

(ਪਾਰਕ ਤੋਂ ਇਲਾਵਾ ਤੁਸੀਂ ਹੋਰ ਵੀ ਕੋਈ ਤਸਵੀਰ ਲਗਾ ਸਕਦੇ ਹੋ। ਜਿਵੇਂ -  
ਗੁਰਦੁਆਰਾ ਸਾਹਿਬ, ਮੇਲੇ ਦਾ ਦ੍ਰਿਸ਼, ਵਿਆਹ ਦਾ ਦ੍ਰਿਸ਼ , ਜਨਮਦਿਨ ਆਦਿ)

# MATHS

## PUZZLES

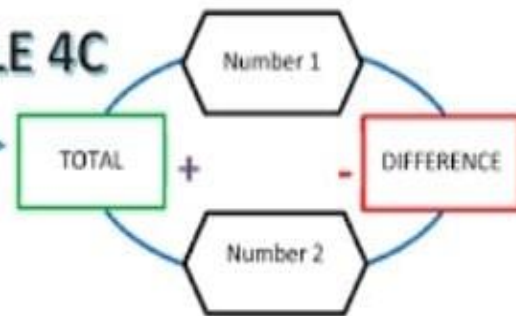
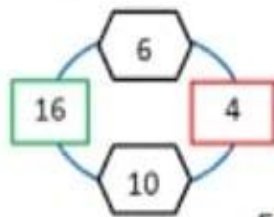
Find the missing numbers!

◇	+	18	-	◇	+	61	=	◇
-		-		-		+		+
37	+	24	-	12	+	◇	=	64
+		+		+		-		-
16	+	◇	-	◇	+	58	=	66
-		-		-		+		-
20	-	◇	+	16	-	19	=	15
=		=		=		=		=
◇	+	7	+	27	+	37	=	78

# TOTAL DIFFERENCE PUZZLE 4C

This is how the puzzle works!

Example



Fill in the missing numbers in the puzzles below!




Calculate each sum

	4	0	6	9	3
+	4	0	6	8	2

	3	5	1	0	9
+	6	5	8	8	1

	5	1	7	8	3
+	9	3	6	8	6

	7	6	3	8	1
+	1	0	6	5	1

	1	5	6	2	4
+	9	5	9	4	6

	9	7	8	8	2
+	5	8	5	3	7

	1	2	4	8	3
+	8	6	2	5	6

	5	0	2	0	3
+	2	1	5	0	8

	8	3	1	9	9
+	3	8	2	2	9

	2	5	2	2	3
+	6	0	3	7	9

	7	9	0	7	8
+	8	0	5	5	8

	1	1	9	8	6
+	4	5	6	1	5

	2	7	6	7	7
+	6	7	9	0	2

	4	3	8	3	7
+	1	9	7	4	2

	1	6	8	0	5
+	1	0	4	8	4

## Column Subtraction

$$\begin{array}{r} 1) \quad 63428 \\ - \quad 25177 \\ \hline \end{array}$$

$$\begin{array}{r} 2) \quad 71849 \\ - \quad 42683 \\ \hline \end{array}$$

$$\begin{array}{r} 3) \quad 97056 \\ - \quad 12784 \\ \hline \end{array}$$

$$\begin{array}{r} 4) \quad 69822 \\ - \quad 32851 \\ \hline \end{array}$$

$$\begin{array}{r} 5) \quad 52573 \\ - \quad 39162 \\ \hline \end{array}$$

$$\begin{array}{r} 6) \quad 77306 \\ - \quad 9725 \\ \hline \end{array}$$

$$\begin{array}{r} 7) \quad 47821 \\ - \quad 16596 \\ \hline \end{array}$$

$$\begin{array}{r} 8) \quad 80728 \\ - \quad 45265 \\ \hline \end{array}$$

$$\begin{array}{r} 9) \quad 97121 \\ - \quad 55867 \\ \hline \end{array}$$

$$\begin{array}{r} 10) \quad 73866 \\ - \quad 49128 \\ \hline \end{array}$$

$$\begin{array}{r} 11) \quad 61089 \\ - \quad 44736 \\ \hline \end{array}$$

$$\begin{array}{r} 12) \quad 85204 \\ - \quad 17596 \\ \hline \end{array}$$

$$\begin{array}{r} 13) \quad 38647 \\ - \quad 25918 \\ \hline \end{array}$$

$$\begin{array}{r} 14) \quad 70128 \\ - \quad 54386 \\ \hline \end{array}$$

$$\begin{array}{r} 15) \quad 64375 \\ - \quad 44719 \\ \hline \end{array}$$

$$\begin{array}{r} 16) \quad 52309 \\ - \quad 8927 \\ \hline \end{array}$$

$$\begin{array}{r} 17) \quad 39452 \\ - \quad 14615 \\ \hline \end{array}$$

$$\begin{array}{r} 18) \quad 90517 \\ - \quad 75268 \\ \hline \end{array}$$

## Fraction Shapes



Write the fraction for the shaded area of each shape.



\_\_\_\_\_



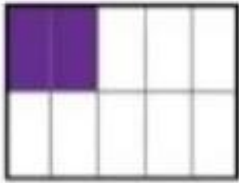
\_\_\_\_\_



\_\_\_\_\_



\_\_\_\_\_



\_\_\_\_\_



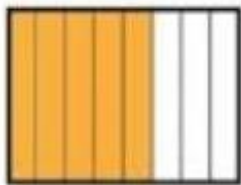
\_\_\_\_\_




\_\_\_\_\_



\_\_\_\_\_




\_\_\_\_\_



\_\_\_\_\_



\_\_\_\_\_



\_\_\_\_\_

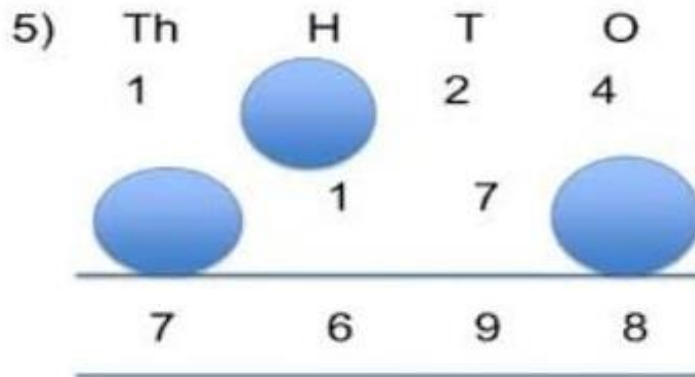
Write the correct answers in the space provided.

1)  $3215 + \boxed{\phantom{0000}} = 3215$

2)  $999 + 1 = \boxed{\phantom{0000}}$

3)  $1267 + 4809 = 4809 + \boxed{\phantom{0000}}$

4)  $1099 + \boxed{\phantom{0000}} = 1100$



6) *In the number 3985, what is the place value of 8. Choose the correct answer*

ONES

TENS

HUNDREDS

THOUSANDS

Do in Maths Worksheet Book

WS. No- 3, 4, 17,18



I 1	II 2	III 3	IV 4	V 5	VI 6	VII 7	VIII 8	IX 9	X 10
XI 11	XII 12	XIII 13	XIV 14	XV 15	XVI 16	XVII 17	XVIII 18	XIX 19	XX 20

Match the Roman numerals to the correct numbers.

X	3
VI	15
III	10
XV	6
IX	20
XIII	4
XX	9
XVII	19
IV	13
XIX	14
VII	17
XIV	7



## Rounding Numbers

Round each number to the nearest hundred.

- |        |       |         |       |
|--------|-------|---------|-------|
| 1) 861 | _____ | 6) 621  | _____ |
| 2) 426 | _____ | 7) 699  | _____ |
| 3) 415 | _____ | 8) 313  | _____ |
| 4) 981 | _____ | 9) 371  | _____ |
| 5) 436 | _____ | 10) 549 | _____ |

Round each number to the nearest hundred.

- |          |       |           |       |
|----------|-------|-----------|-------|
| 1) 3,979 | _____ | 6) 8,298  | _____ |
| 2) 3,285 | _____ | 7) 6,776  | _____ |
| 3) 8,258 | _____ | 8) 9,492  | _____ |
| 4) 4,715 | _____ | 9) 1,555  | _____ |
| 5) 1,873 | _____ | 10) 6,758 | _____ |



**CHOOSE THE CORRECT NUMBER NAME FOR THE GIVEN NUMBER**

5060

3990

1049

4006

8900

**CHOOSE THE ODD NUMBERS**

9001  
3996 7603  
2135  
5920 6542  
9527

**CHOOSE THE EVEN NUMBERS**

4906  
3998 7293  
2099  
1910 6542  
5524

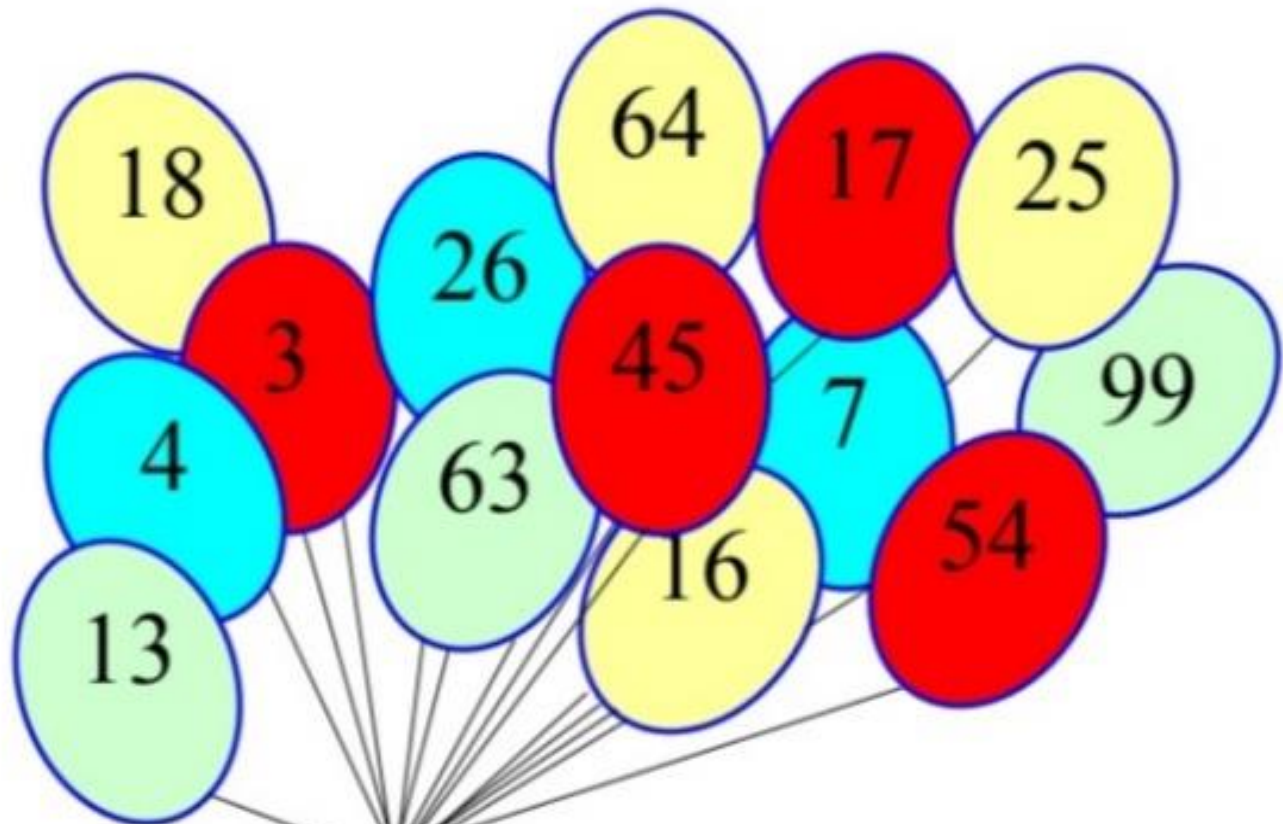




## Puzzle time

### Balloon bursting

If a number in one of the balloons is included in the answers to the four problems below then that balloon will fly away.




1. Balloons with a multiple of 9
2. Square number balloons
3. Prime number balloons

**WHICH BALLOON IS LEFT?**

# EVS

## Our Helpers



Clues Across	Clues Down
4 Fixes the electrical wires, lights and fans	1 teaches in school.
8 Protects our country from enemies	2 fits the water tank, pipes and taps
9 Paints the walls and ceilings	3 Makes the plan of a house
10 Takes care of patients admitted in hospital	5 Mends our shoes
	6 Treats us when we are sick
	7 Brings our letters home





## Lets learn about 'Spices'

1. Which spice brings water in your eyes and nose?

\_\_\_\_\_

2. Name the spice used for healing wounds.

\_\_\_\_\_

3. Garam masala is made by grinding many spices together. Name at least four of them.

\_\_\_\_\_

4. Fill in the blanks:

a. \_\_\_\_\_ is used to make the food look yellow.

b. \_\_\_\_\_ is small and round like a pearl.

c. \_\_\_\_\_ keeps the stomach healthy.

d. \_\_\_\_\_ looks like a nail.

5. Identify the pictures of the spices given below. Write their names.

\_\_\_\_\_



\_\_\_\_\_



\_\_\_\_\_



\_\_\_\_\_



\_\_\_\_\_



# FOOD WE EAT

1. Write plant or animal as the source in front of the respective food items:


Serial No.	Food Item	Source
1	Spinach	Plants
2	Egg	
3	Milk	
4	Curd	
5	Apple	

2. Write healthy or unhealthy in front of the respective food items:

Serial No.	Food Item	Source
1	Pizza	Unhealthy
2	Mango	
3	Rice	
4	Burger	
5	Dosa	

3. Match the following:

Milk	→	Hen
Honey	→	Cow
Egg		Bees
Orange		Plant



4. Write the name of any 4 kinds of cereal.

---


5. Write the name of any 4 kinds of nuts.

---

6. Write any 3 products obtained from cows.

---

## LABEL THE PARTS OF A PLANT



Fill in the blanks:

1. \_\_\_\_\_ plant does not have branches.
2. \_\_\_\_\_ plant has big leaves.
3. Watermelon and pumpkin grow on \_\_\_\_\_.
4. Woody and hard stem of plants is called \_\_\_\_\_.

## Plant Kingdom

Fill in the blanks. Use the words in the box.

Reproduce	plants	fruit	place
stimuli	grow	die	breathe

1. Living beings \_\_\_\_\_ and \_\_\_\_\_.
2. The seeds germinate and develop into \_\_\_\_\_.
3. Living beings move from one \_\_\_\_\_ to another.
4. The flowers produce \_\_\_\_\_.
5. Living beings respond to \_\_\_\_\_.
6. Non living beings do not \_\_\_\_\_.



Experiment:

A leaf of a plant is covered with a plastic bag. After some time droplets of water are found inside the bag. What do you understand from this?

---

---

---

---

Activity: Put a leaf under a white sheet of paper. Hold it, hold the pencil tip sideways and rub on it. You will get an impression of the leaf.

**Skill: Understanding living things.**

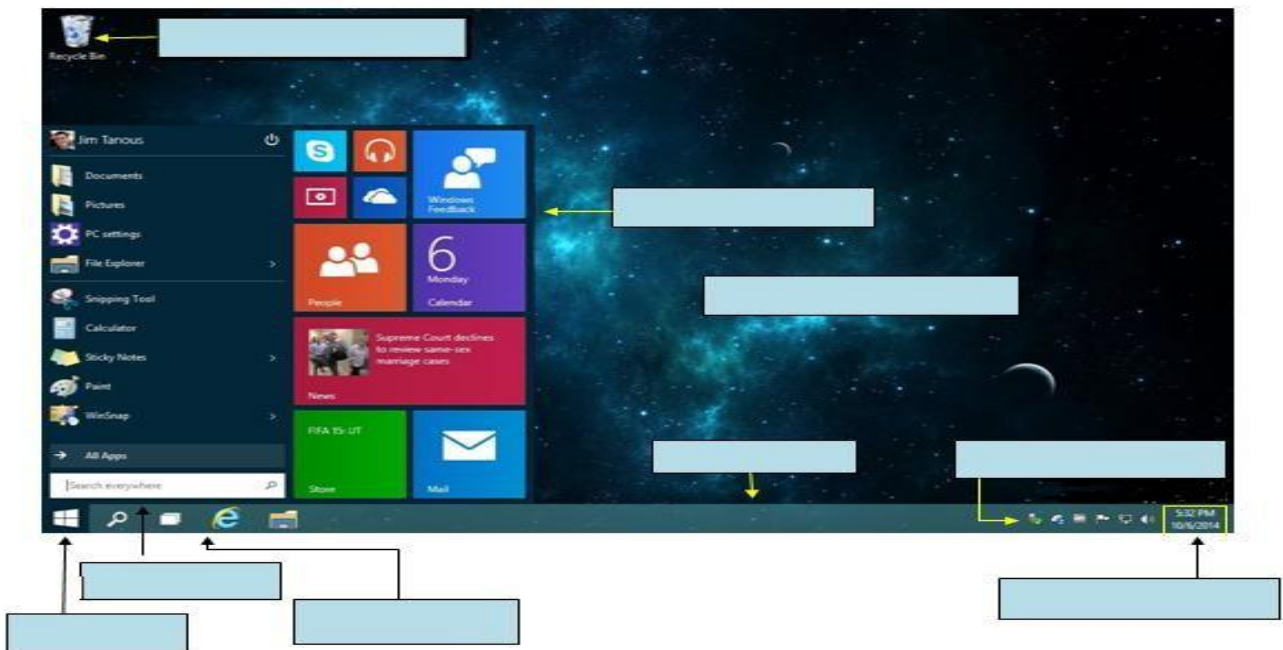
# COMPUTER

## Write short cut keys

1. Select all Ctrl +A
2. Cut \_\_\_\_\_
3. Copy \_\_\_\_\_
4. Paste \_\_\_\_\_
5. Save \_\_\_\_\_
6. Undo \_\_\_\_\_
7. Redo \_\_\_\_\_
8. Print \_\_\_\_\_
9. Bold \_\_\_\_\_
10. Underline \_\_\_\_\_
11. Italic \_\_\_\_\_
12. Open \_\_\_\_\_
13. Find \_\_\_\_\_



## Label the given screen of Window



## Art & Craft

### **Instructions:-**

1. Prepare your activity / Model given by the art teachers with the help of videos.
2. Topics are already allotted in the class.
3. Follow the steps given in the video.
4. Prepare the given project beautifully and for any query contact art teachers.
5. Best Materials will be selected for exhibition.

## ART INTEGRATED PROJECT

**TOPIC: - CHILD LABOUR**

**TOTAL NO. OF DAYS:- 10-12 DAYS**

**TOTAL NO. OF PAGES:- 8**

**DATES: -10/6/2023 – 20/6/2023**

### **SUBJECT: - ENGLISH**

1. Use colourful assignment sheet of A4 size to write a slogan on the topic 'Child Labour'.
2. Make it attractive by using different colours.
3. Handwriting should be neat and clean.
4. Spellings should be accurate.
5. Different techniques such as drawing, painting and pasting pictures can be introduced to present the topic.

### **SUBJECT: - MATHS**

1. Make a take showing percentage of different works done by children.
2. Draw bar graph showing percentage of different works done by children.
3. Use sketches, colours to make it attractive.
4. Handwriting should be neat and clean.

### **SUBJECT: - EVS**

1. Make an attractive flowchart showing effects of child labour.
2. Use different colours and sketches to make it attractive.
3. Handwriting should be neat and clean.
4. The data should be accurate.

### **SUBJECT: - HINDI**

1. बाल मज़दूरी से संबंधित नारा लेखन लिखिए ।
2. नारा लेखन के लिए रंग - बिरंगे असाइनमेंट शीट का प्रयोग करें।
3. इससे संबंधित कम से कम तीन नारा लेखन लिखिए।
4. इससे संबंधित एक चित्र चिपकाएँ।

