




**DR. KITCHLU PUBLIC SEN. SEC. SCHOOL,  
MOGA**

# Holidays

## Homework



- 
- *This is the time to relax in the cool comfort at home*
  - *Do some physical activity or exercises during morning or evening time.*
  - *Spend some quality time with your parents and grandparents and learn something from them to enhance your knowledge.*

***“Learning by doing is growing and succeeding”***

- *Keeping this in mind we have planned some fun filled creative activities for you during the vacation.*
- *Try to work independently. However, take help & guidance from your parents wherever required.*
- *Make a time schedule to study for specific hours every day.*

**Read the specifications given for each subject and complete the written work. Revise the work done in all the subjects.**

Submit the holiday's homework on  
6<sup>th</sup> July, 2023 at 9:00 a.m.





# Instructions for holidays H.W

1. Worksheets given in pdf format can be printed or drawn on notebooks.
2. Homework can be done on printed worksheets wherever space is available. A separate test note book may also be used for doing the work by making such worksheets at one's own.
3. All pages of **Scrap Book** must be filled as directed by the teacher.
4. Making of a chart paper.
  - (a) Use the size of chart paper as instructed by the subject teacher. (Note: half size chart paper for III-IV full size chart paper from V onwards.
  - (b) Use the Portrait/ Vertical side of the chart paper only.
  - (c) Draw the margin on the chart paper.
  - (d) Use full space of the chart paper for completing the task. Draw/Paste pictures of large size.
  - (e) Use any medium of colours as instructed by the teacher.
  - (f) Write all the details in correct spellings. Use big letters for writing.
  - (g) Write your name, roll no, class, section at the bottom of right side.

## **Colour of chart paper**

- Science - Yellow
- Social Studies – Pink
- Maths – White
- Hindi – Green
- Punjabi – Black
- English- Blue

# ENGLISH

## My House

My family lives in a house. Our house is very nice. It has two bedrooms. We cook and eat in the kitchen. We watch TV in the living room. My favourite room is my bedroom. I like to read books and do my homework in my bedroom.



1. My family lives in \_\_\_\_\_.
2. Our house has two \_\_\_\_\_.
3. We cook and eat in the \_\_\_\_\_.
4. We watch TV in the \_\_\_\_\_.
5. My favourite room is \_\_\_\_\_.
6. I like to \_\_\_\_\_ and \_\_\_\_\_ in my bedroom.

# LETTER MIX-UP!

Unscramble the letters to spell the words correctly



n f k i e

\_\_\_\_\_



e p a r

\_\_\_\_\_



a h n d

\_\_\_\_\_



r b a n i

\_\_\_\_\_



l p a n t

\_\_\_\_\_



o b e n

\_\_\_\_\_



e j l y l

\_\_\_\_\_



w o d o

\_\_\_\_\_

## OPPOSITE WORDS

1)	Happy	Wet
2)	Old	Night
3)	Dry	Cold
4)	Hot	Young
5)	Day	Good
6)	Right	Heavy
7)	Bad	Sad
8)	Light	Left

***Put the following words in alphabetical order***

a b c d e f g h i j k l m n o p q r s t u v w x y z

1. bat	dog	apple	egg	fat
_____	_____	_____	_____	_____
2. mat	cat	gate	doll	ape
_____	_____	_____	_____	_____
3. shell	black	tub	zoo	elephant
_____	_____	_____	_____	_____
4. snap	red	water	duck	look
_____	_____	_____	_____	_____
5. fun	sand	tiger	play	cup
_____	_____	_____	_____	_____

**CIRCLE THE RHYMING WORDS**

fun

top

ten

hat

sun

top

fit

pop

mob

set

cat

tin

rat

nut

bun

tin

sail

cat

pin

road

vet

cat

set

pop

bit

fog

dog

bed

man

sat

cow

fee

dog

how

ran

mad

lip

top

how

sad

## Picture Composition



1. Who is reading a book?  
\_\_\_\_\_
2. What are Vijay and Raju doing?  
\_\_\_\_\_
3. Who is sitting on a branch in the tree?  
\_\_\_\_\_
4. What is Rita doing?  
\_\_\_\_\_
5. Who is painting a picture?  
\_\_\_\_\_

### Compound Words

Lip + stick = \_\_\_\_\_

Pan + cake = \_\_\_\_\_

Star + fish = \_\_\_\_\_

Hand + bag = \_\_\_\_\_

Sun + flower = \_\_\_\_\_


Bed + room = \_\_\_\_\_



**Write the letters that produce the beginning sounds and complete the crossword.**


1)

	a	t
a		
n		




2)

	e	e
a		
t		




3)

	a	t
u		
t		




4)

	a	t
u		
g		




5)

	i	g
a		
n		



6)

	u	n
o		
w		



## Picture Composition

Complete the sentences by dragging and dropping the words from the help box:



happy, reading, park, playing, jumping, pulling

1. This is a scene of a \_\_\_\_\_.
2. The children are \_\_\_\_\_.
3. The girl is \_\_\_\_\_ a book.
4. One boy is \_\_\_\_\_ happily.
5. Another boy is \_\_\_\_\_ the cart.
6. Everybody is looking \_\_\_\_\_.

## My Kite

My name is Daisy. I have 12 colorful kites. I am flying a purple kite. My Kite is flying higher than my brother's kite. My father is teaching me how to fly a kite.



1. How many kites does daisy have?  
a. 10                      b. 12                      c. 20
2. Which colour kite is Daisy flying?  
a. Red                      b. Blue                      c. Purple
3. Who is teaching Daisy how to fly a kite?  
a. Sam                      b. her brother                      c. father
4. Who is flying kites with Daisy?  
a. Kate                      b. father                      c. her brother

***Do English writing book on 'English cursive writing book' Page No. 11 to 35 in neat & clean handwriting.***

# वर्ग-पहेली



घ

र



र



फ



श

त



ल



त

अ

ग



ह







चित्र देखकर शब्द

पूरा कीजिए



क.....त.....



त.....बू.....



य.....



घ.....



आ.....



क्ष.....य



म.....ली



न.....



छ.....री

**“आ” की मात्रा वाले शब्द ढूँढ कर गोला लगाओ:-**

❖ त + आ + र + आ = तारा

मामा काला तवा नीला राजा पान  
ताला माता तार हरा दादा पाला  
नाना छाता पिला पार

का	ला	ह	रा	त	वा	का
मा	मा	ल	व	पा	पा	न
ला	दा	ता	न	ला	न	फा
ल	दा	रा	जा	पि	ला	श
छा	वा	ख	मा	ता	वा	ना
ता	पा	ता	च	ना	ना	व
ला	र	र	पा	नी	ला	भ

❖ इ = ि

❖ ई = ी

सही शब्द चुनिए :

कि ली दी ती डि मि रि वि टी



चि  या



तित



बा  श



धर



सान



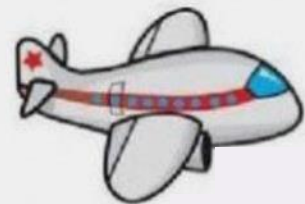
न



ठई



सी



मान

# अक्षर चुनिए



सेब

अनार

आम



किला

मेज

घर



बकरी

भालू

शेर



थाली

बकरी

बटन



मेढक


मछली

खरगोश



# रंगों के नाम

गुब्बारों में रंगों के नाम के अनुसार रंग भरो।



# शब्द जोड़

एक अक्षर के साथ अलग-अलग अक्षर जोड़कर शब्द बनाना सीखे।

क	ल	कल
	म	कम
	प	कप

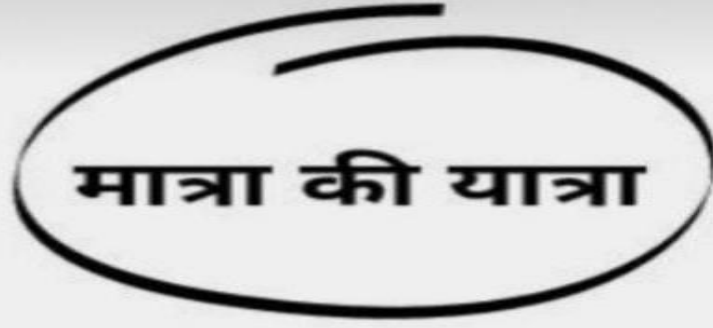
फ	ल	
	न	
	ट	

स	र	
	ब	
	च	

आ	प	
	म	
	ग	

ह	म	
	ल	
	क	

म	न	
	ल	
	र	



मात्रा की यात्रा

ल + क + ड + ई =  
लकड़ी

ी की मात्रा सही स्थान पर लगाओ।

न...ला

मछल..

प...ला

खाल...

ल...ला

ताल...

दाद..

ज...त

नान...

जलेब...

पान...

म...रा

रान...

न...म

चाब...

व...र

Do Hindi writing book 'हिंदी सुलेख' Page No. 16 to 35  
in neat & clean handwriting.

PUNJABI

ਗੁਆਚੇ ਹੋਏ ਅੱਖਰ ਲਿਖੋ



ਤਸਵੀਰ ਦੇਖ ਕੇ ਸਹੀ ਅੱਖਰ 'ਤੇ ਗੋਲਾ ਲਾਓ -



ਗ



ਙ



ਕ

ਚ

ਜ



ਛ

ਘ

ਸ



ਖ

ਚ

ਹ



## ਅਗਲਾ ਅੱਖਰ ਲਿਖੋ

1. \_\_\_ ਅ
1. \_\_\_ ਝ
2. \_\_\_ ਖ
3. \_\_\_ ਘ
4. \_\_\_ ਛ
5. \_\_\_ ਸ
6. \_\_\_ ਜ

## ਪਿਛਲਾ ਅੱਖਰ ਲਿਖੋ

1. ਏ \_\_\_
2. ਝ \_\_\_
3. ਅ \_\_\_
4. ਸ \_\_\_
5. ਘ \_\_\_
6. ਓ \_\_\_
7. ਛ \_\_\_

## ਵਿਚਕਾਰਲਾ ਅੱਖਰ ਲਿਖੋ -

- |            |            |
|------------|------------|
| 1. ਓ ___ ਅ | 4. ਏ ___ ਹ |
| 2. ਸ ___ ਕ | 5. ਛ ___ ਝ |
| 3. ਖ ___ ਘ |            |



ਮਿਲਾਣ ਕਰੋ



ਮਿਲਾਣ ਕਰੋ




ੳ

ਅ

ੲ

ਸ

ਹ



ਮਿਲਾਣ ਕਰੋ



ਕ

ਕ

ਗ



ਖ

ਖ

ਘ



ਗ

ਗ

ਕ



ਘ

ਘ

ਙ











ਙ

ਙ











ਖ



# ਅੱਖਰਾਂ ਨੂੰ ਸਹੀ ਤਸਵੀਰ ਨਾਲ ਮਿਲਾਓ

ੳ	
ਅ	
ਜ	
ਹ	
ਘ	
ਸ	
ਖ	
ਕ	
ਚ	
ਗ	

# ਤਸਵੀਰ ਦੇਖ ਕੇ ਅੱਖਰ ਲਿਖੋ

ਗ			
			
			
			
			

ਚਿੱਤਰ ਦੇਖ ਕੇ ਪਹਿਚਾਣੋ ਤੇ ਪਹਿਲਾਂ ਅੱਖਰ ਲਿਖੋ

1.

ਗ



6.



2.



7.



3.




8.



4.



9.



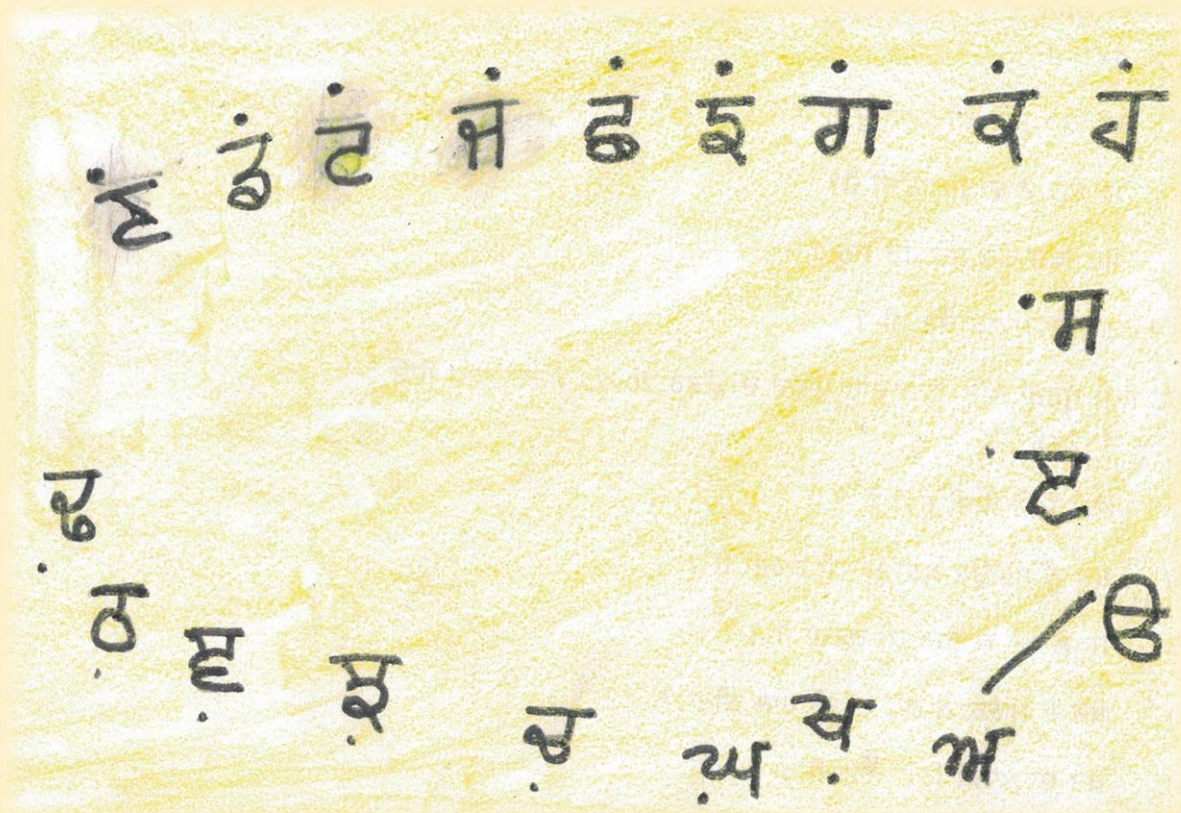
5.



10.



ਵਰਨਮਾਲਾ ਦੀ ਮਦਦ ਨਾਲ ਰਾਜੂ ਨੂੰ ਆਪਣੇ ਘਰ ਤਕ ਪਹੁੰਚਾਓ



ਸਵਰ ਸੁਲੇਖ ( 1 to 10) ਪੇਜ ਬਹੁਤ ਹੀ ਸੁੰਦਰ ਲਿਖਾਈ ਵਿੱਚ ਕਰੋ



# MATHS

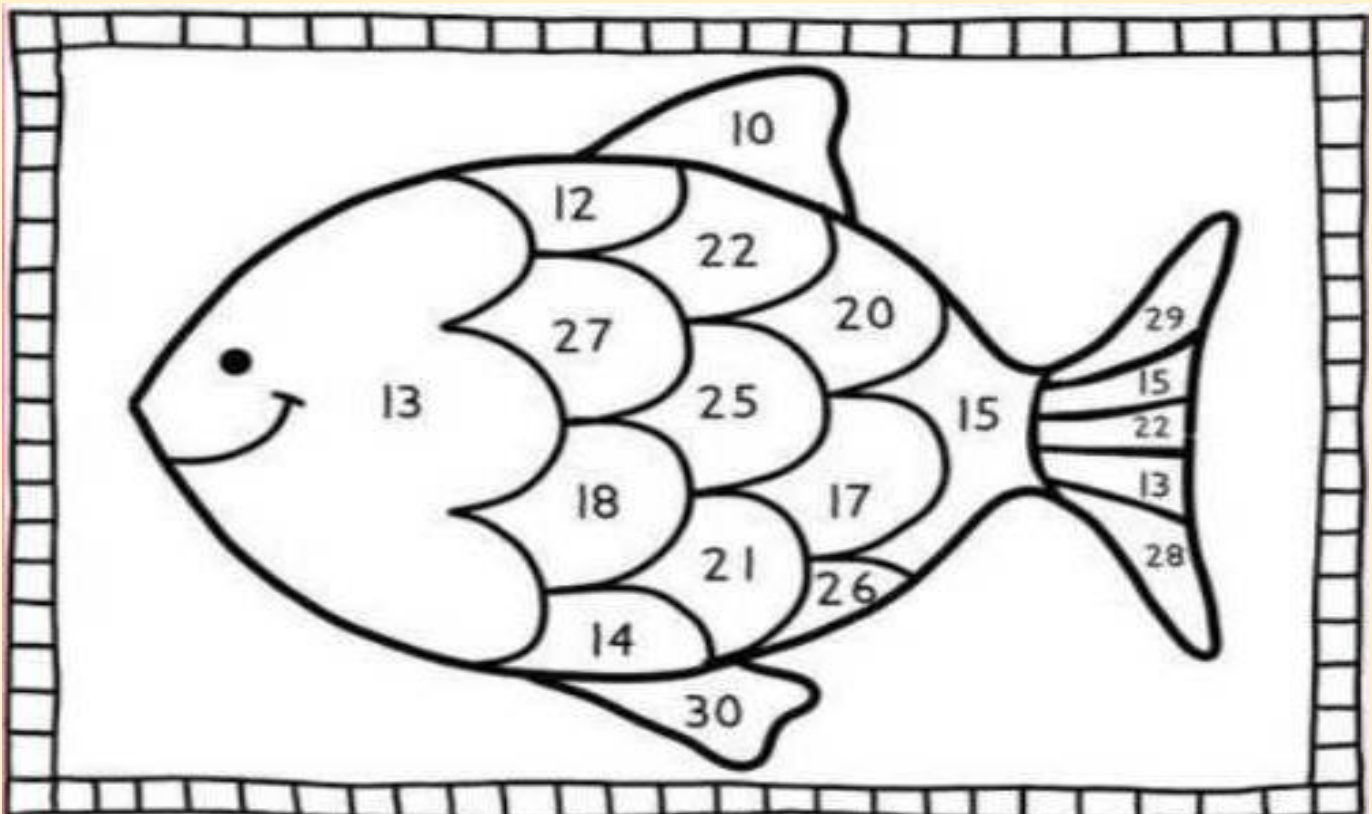
STEP-I

Add & shade

red	yellow	green	purple
$6+6=$ <input type="checkbox"/>	$10+3=$ <input type="checkbox"/>	$17+4=$ <input type="checkbox"/>	$6+4=$ <input type="checkbox"/>
$10+5=$ <input type="checkbox"/>	$11+6=$ <input type="checkbox"/>	$12+10=$ <input type="checkbox"/>	$15+15=$ <input type="checkbox"/>
$7+7=$ <input type="checkbox"/>	$13+7=$ <input type="checkbox"/>	$9+9=$ <input type="checkbox"/>	$25+4=$ <input type="checkbox"/>
$15+10=$ <input type="checkbox"/>	$18+9=$ <input type="checkbox"/>	$22+4=$ <input type="checkbox"/>	$15+13=$ <input type="checkbox"/>

STEP-II

Add & shade



## Sum of two 1- digit numbers without carry

$$\begin{array}{r} 3 \\ +3 \\ \hline \end{array}$$

$$\begin{array}{r} 1 \\ +1 \\ \hline \end{array}$$

$$\begin{array}{r} 4 \\ +3 \\ \hline \end{array}$$

$$\begin{array}{r} 2 \\ +4 \\ \hline \end{array}$$

$$\begin{array}{r} 1 \\ +2 \\ \hline \end{array}$$

$$\begin{array}{r} 7 \\ +1 \\ \hline \end{array}$$

$$\begin{array}{r} 4 \\ +5 \\ \hline \end{array}$$

$$\begin{array}{r} 7 \\ +2 \\ \hline \end{array}$$

$$\begin{array}{r} 4 \\ +2 \\ \hline \end{array}$$

$$\begin{array}{r} 2 \\ +7 \\ \hline \end{array}$$

$$\begin{array}{r} 1 \\ +7 \\ \hline \end{array}$$

$$\begin{array}{r} 4 \\ +5 \\ \hline \end{array}$$

$$\begin{array}{r} 4 \\ +4 \\ \hline \end{array}$$

$$\begin{array}{r} 2 \\ +5 \\ \hline \end{array}$$

$$\begin{array}{r} 4 \\ +1 \\ \hline \end{array}$$

$$\begin{array}{r} 3 \\ +2 \\ \hline \end{array}$$

$$\begin{array}{r} 3 \\ +1 \\ \hline \end{array}$$

$$\begin{array}{r} 5 \\ +1 \\ \hline \end{array}$$

$$\begin{array}{r} 8 \\ +1 \\ \hline \end{array}$$

$$\begin{array}{r} 2 \\ +1 \\ \hline \end{array}$$

## SUMS OF SUBTRACTION

$$\begin{array}{r} 6 \\ - 3 \\ \hline \end{array}$$

$$\begin{array}{r} 8 \\ - 4 \\ \hline \end{array}$$

$$\begin{array}{r} 3 \\ - 2 \\ \hline \end{array}$$

$$\begin{array}{r} 7 \\ - 1 \\ \hline \end{array}$$

$$\begin{array}{r} 9 \\ - 2 \\ \hline \end{array}$$

$$\begin{array}{r} 8 \\ - 3 \\ \hline \end{array}$$

$$\begin{array}{r} 5 \\ - 1 \\ \hline \end{array}$$

$$\begin{array}{r} 9 \\ - 8 \\ \hline \end{array}$$

$$\begin{array}{r} 8 \\ - 7 \\ \hline \end{array}$$

$$\begin{array}{r} 6 \\ - 4 \\ \hline \end{array}$$



$$\begin{array}{r} 6 \\ - 1 \\ \hline \end{array}$$

$$\begin{array}{r} 9 \\ - 5 \\ \hline \end{array}$$

### Subtraction side way

$5 - 2 = \underline{\hspace{2cm}}$

$3 - 0 = \underline{\hspace{2cm}}$

$8 - 5 = \underline{\hspace{2cm}}$

$9 - 9 = \underline{\hspace{2cm}}$

$6 - 3 = \underline{\hspace{2cm}}$

$3 - 3 = \underline{\hspace{2cm}}$

$8 - 1 = \underline{\hspace{2cm}}$

$2 - 2 = \underline{\hspace{2cm}}$

$8 - 0 = \underline{\hspace{2cm}}$

$7 - 3 = \underline{\hspace{2cm}}$

Circle all possible numbers that can be filled in.

$12 > \square$

18 11 10 15

$33 < \square$

40 32 19 98

$25 < \square$

12 60 29 39

$45 < \square$

30 50 40 60

$19 > \square$

18 17 20 21

$41 > \square$

64 24 50 14

$78 < \square$

80 67 58 92

$55 > \square$

21 78 66 49

$31 > \square$

48 14 32 49

$91 > \square$

56 99 59 19

$47 < \square$

10 37 57 74

$44 < \square$

67 24 36 42

$46 > \square$

50 64 23 47

$72 < \square$

60 90 75 71

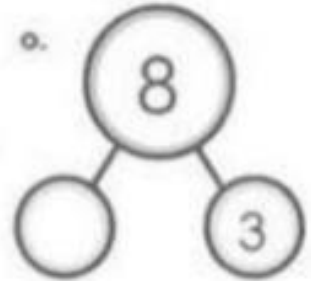
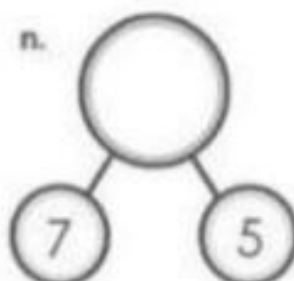
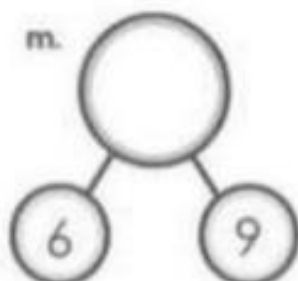
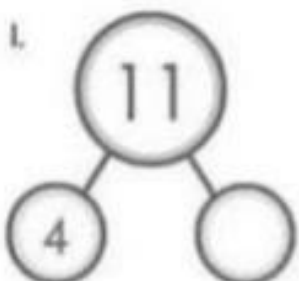
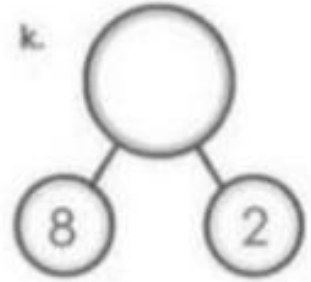
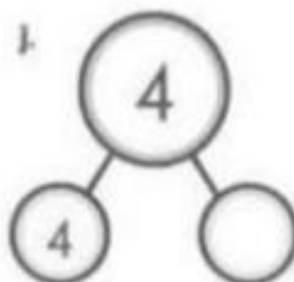
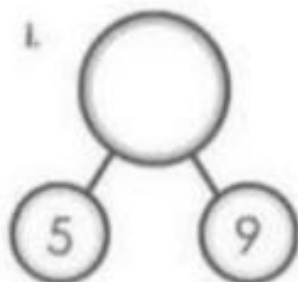
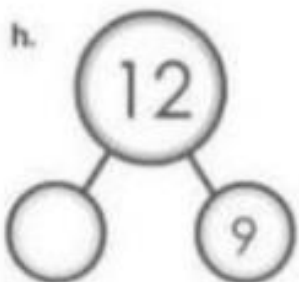
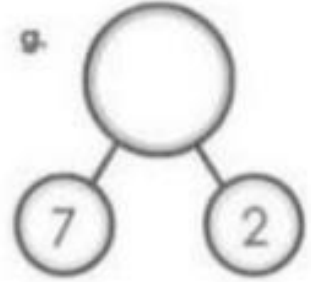
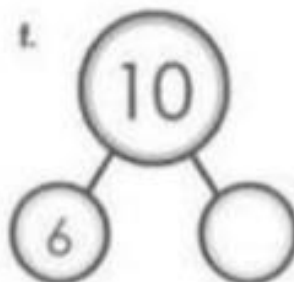
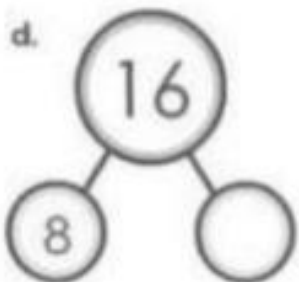
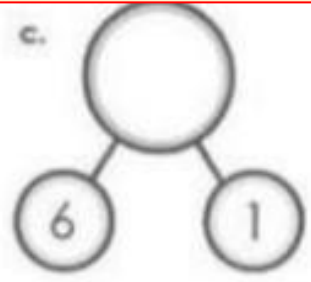
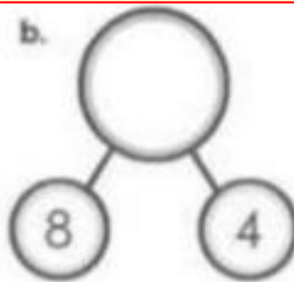
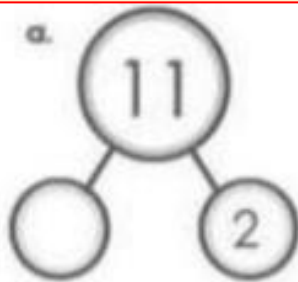
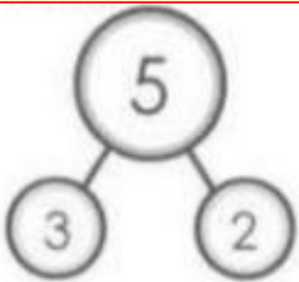
$19 > \square$

20 10 14 91



## NUMBER BONDS

*Use addition and subtraction to fill in the missing number of each number bond.*



WRITE EACH MISSING NUMBER

1      3      5      7      10

11      13      15      17      20

21      23      25      27      30

31      33      35      37      40

41      43      45      47      50

51      53      55      57      60

61      63      65      67      70

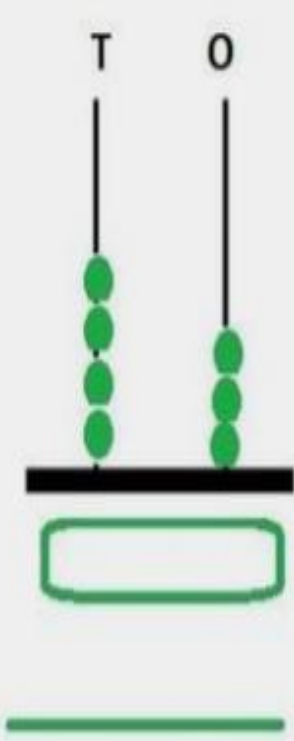
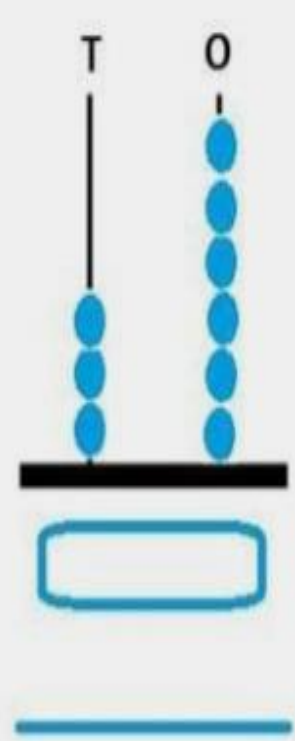
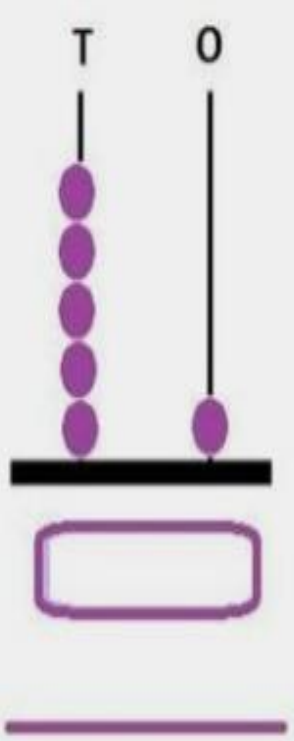
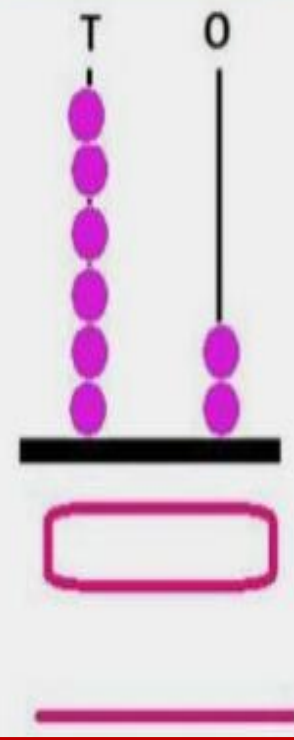

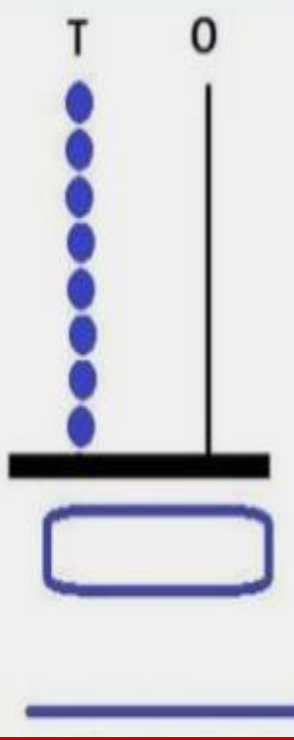
71      73      75      77      80

81      83      85      87      90

91      93      95      97      100

# ABACUS

Count the number of beads in the abacus.  
Write the Numeral and Number Name.

 <p>T O</p> <p>43</p>	 <p>T O</p> <p>34</p>	 <p>T O</p> <p>51</p>
 <p>T O</p> <p>62</p>	 <p>T O</p> <p>73</p>	 <p>T O</p> <p>80</p>

## ABACUS

*Draw beads to show the given number on each abacus.*

The image shows six abacus diagrams arranged in two rows of three. Each abacus has two vertical rods and a horizontal base. Below each abacus is a rectangular box containing a number. The numbers are 28, 39, 56, 68, 72, and 84. The abacus diagrams are empty, intended for drawing beads to represent the given numbers.

28	39	56
68	72	84





**Arrange the numbers in ascending order.**

1. 10      40      30      20

10      20      30      40

2. 17      50      11      48

\_\_\_\_\_

3. 88      70      68      57

\_\_\_\_\_

4. 90      99      61      81

\_\_\_\_\_

5. 76      54      65      56

\_\_\_\_\_

6. 10      8      80      98

\_\_\_\_\_

**Arrange the numbers in descending order**

1. 9      19      17      75

75      19      17      9

2. 88      79      21      70

\_\_\_\_\_

3. 25      40      15      51

\_\_\_\_\_

4. 2      13      24      48

\_\_\_\_\_

5. 70      99      90      98

\_\_\_\_\_

6. 66      33      77      55

\_\_\_\_\_

### Circle the bigger number

1. 19 18

2. 14 17

3. 19 0

4. 7 11

5. 11 19

6. 12 10

7. 13 12

8. 3 1

9. 19 20

### Circle the smaller numbers

1. 19 11

2. 12 16

3. 14 13

4. 17 18

5. 10 9

6. 15 10

7. 3 8

8. 19 20

9. 5 15

Write the following numbers in the circles, from the greatest to the smallest.

12

5

18

20

17

11

16

Greatest

Smallest

20

5

### Dodging Tables

1.  $3 \times 5 =$  \_\_\_\_\_

2.  $2 \times 2 =$  \_\_\_\_\_

3.  $5 \times 5 =$  \_\_\_\_\_

4.  $4 \times 9 =$  \_\_\_\_\_

5.  $5 \times 2 =$  \_\_\_\_\_

6.  $4 \times 8 =$  \_\_\_\_\_

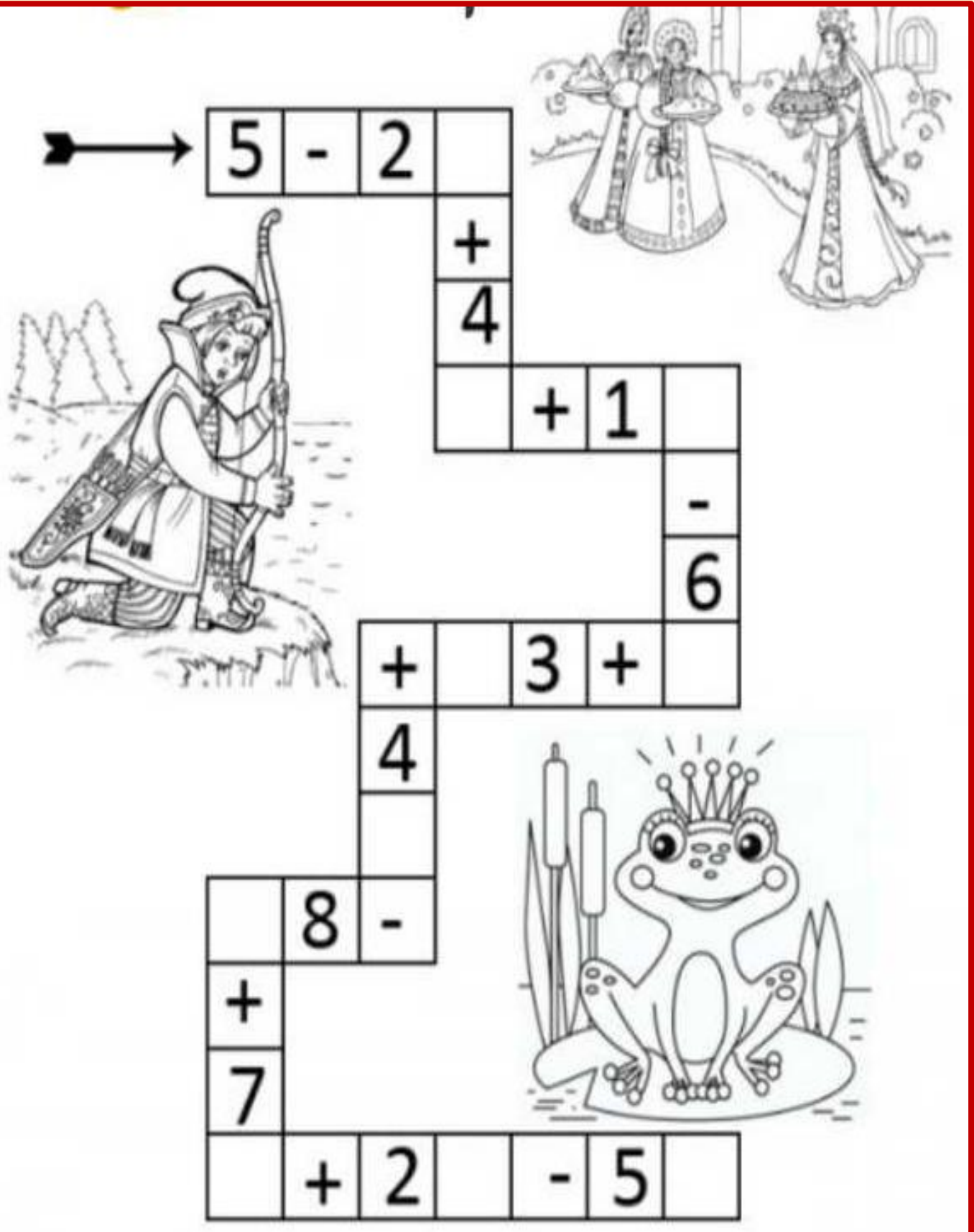
7.  $3 \times 7 =$  \_\_\_\_\_

8.  $2 \times 6 =$  \_\_\_\_\_

9.  $5 \times 7 =$  \_\_\_\_\_

10.  $4 \times 6 =$  \_\_\_\_\_

Think  and complete...



The crossword puzzle grid contains the following numbers and symbols:

- Across:  $5 - 2$  (with an arrow pointing to the first cell),  $+ 1$ ,  $3 +$ ,  $8 -$ ,  $7$ ,  $+ 2$ ,  $- 5$
- Down:  $+$ ,  $4$ ,  $-$ ,  $6$ ,  $4$

EVS

## PARTS OF A PLANT

Drag and drop the parts of the plant

**fruit**


**flower**

**stem**

**root**

**seed**

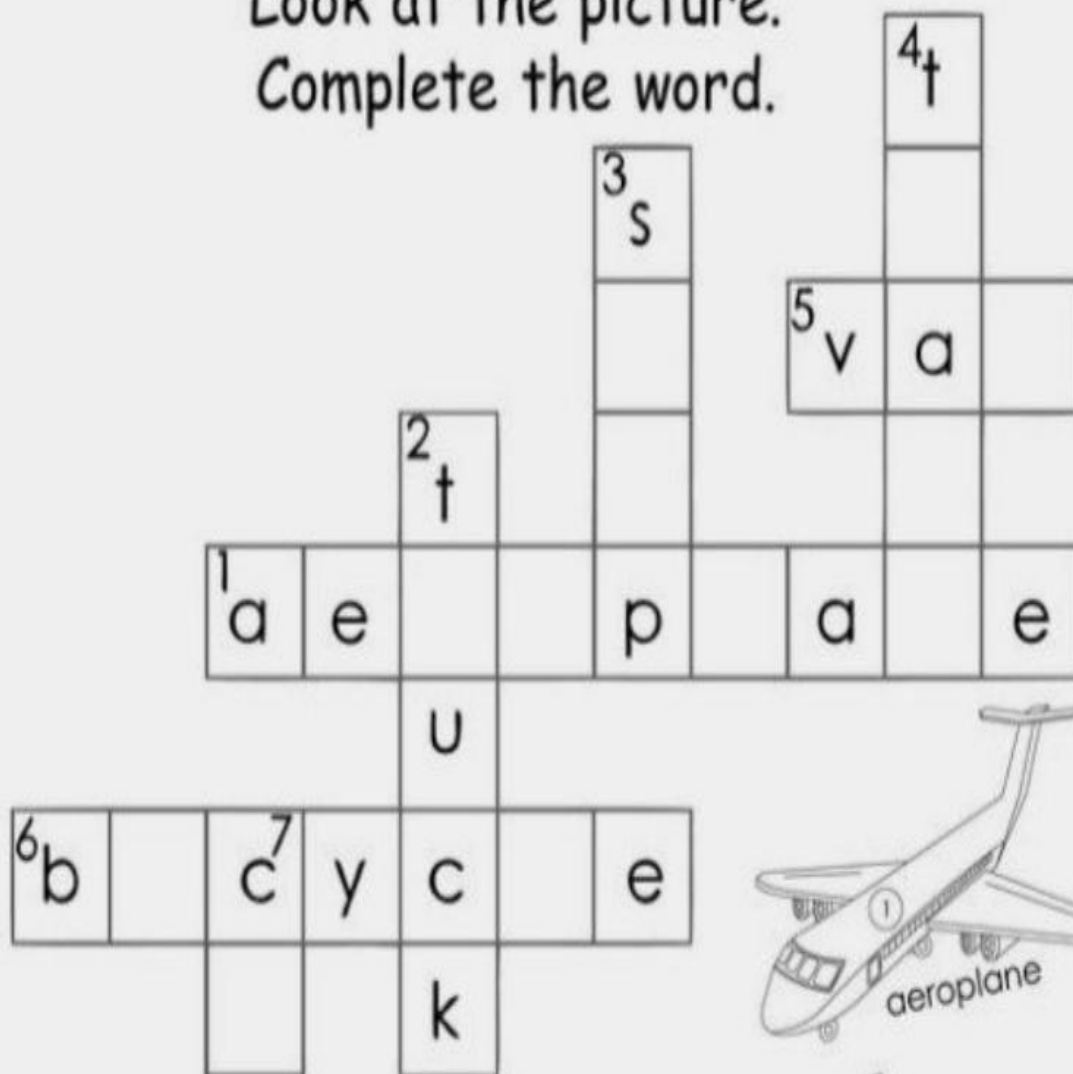
**leaf**






# VEHICLES

Look at the picture.  
Complete the word.




aeroplane



truck



ship



train



van



bicycle



car

# My Family

**In the crossword puzzle give below the names of the relatives are incomplete. Complete the crossword.**


The crossword puzzle consists of the following words:

- Across 1: g \_ \_ \_ m \_ \_ e
- Across 2: f \_ \_ h \_ r
- Across 3: b \_ o \_ h \_ r
- Across 4: s \_ \_ \_ r
- Down 1: g
- Down 2: a \_ \_ e

The illustrations include a woman with glasses, a woman in a saree, an elderly man with glasses, a young man, a young boy, and a young girl.

## **My Sense Organs**

Use red colour to circle the objects that you can taste. Blue colour to circle the objects that you can hear and yellow colour for the objects that you can smell.



**Tick the correct answers:**

- A. How many sense organs do we have?  
i. Three                      ii. Six                      iii. Five
- B. Which sense organ tells us that door bell is ringing?  
i. Ear                              ii. Nose                      iii. Skin
- C. Which sense organ tells us that cactus is sharp?  
i. Ear                              ii. Tongue                      iii. Skin
- D. Which sense organ tells us that Lemon is sour?  
i. Eyes                              ii. Nose                      iii. Tongue

Match the followings:

A. Eyes



Drum

B. Ears



Ice-cream

C. Nose




Flower

D. Skin



LCD

E. Tongue



Cactus

# Animals

## Word Search Puzzle

lion zebra snake horse frog  
bear cat tiger monkey dog

P	T	L	I	O	N	Q	E	Y	U
B	T	A	L	L	B	E	R	X	B
E	F	R	O	G	C	A	T	T	Q
A	M	O	N	K	E	Y	H	I	R
R	A	A	B	Z	Z	T	O	G	A
T	L	B	K	E	S	P	R	E	O
X	R	A	V	B	Q	J	S	R	X
D	W	L	Z	R	N	A	E	I	P
O	S	J	F	A	S	N	A	K	E
G	A	C	D	C	O	C	H	H	S

## FOOD

Q1. Write P for food that we get from plants and A for food that we get from animals:

a. A. Milk



\_\_\_\_\_

b. Carrot



\_\_\_\_\_

c. Eggs



\_\_\_\_\_

d. Tomato



\_\_\_\_\_

Q2. Match the following:

a. Bee

ice (     )

b. Igloo

honey (     )

c. Morning

bricks (     )

d. Bungalow

breakfast (     )

Q3. Fill in the blanks:

(lunch, bedroom, grow, kitchen, wood)

a. We eat food to \_\_\_\_\_.

b. \_\_\_\_\_ is the second meal of the day.

c. We take rest in the \_\_\_\_\_.

d. A cottage is made of \_\_\_\_\_.

e. We cook food in the \_\_\_\_\_.



## Living & Non-living Things

Q. Here is a mixture of words in the box. Sort the living and non-living things into the proper columns.

car

cat

lion

tree

ball

pot

box

bug

dog

pen

Living Things	Non-living Things

## Unscramble Words

The letters of the words are jumbled. Figure out what the word is and write it on the blank line provided.

1. ESLML \_\_\_\_\_

6. OCWDR \_\_\_\_\_

2. GTIF \_\_\_\_\_

7. EOVT \_\_\_\_\_

3. NNRUGNI \_\_\_\_\_

8. OKNW \_\_\_\_\_

4. TEAN \_\_\_\_\_

9. OBKO \_\_\_\_\_

5. OJKE \_\_\_\_\_

10. ILHL \_\_\_\_\_

VOTE    KNOW    BOOK    HILL    NEAT  
CROWD    GIFT    SMELL    RUNNING    JOKE

### Art & Craft

#### ***Instructions:-***

- 1. Prepare your activity / Model given by the art teachers with the help of videos.*
- 2. Topics are already allotted in the class.*
- 3. Follow the steps given in the video.*
- 4. Prepare the given project beautifully and for any query contact art teachers.*
- 5. Best Materials will be selected for exhibition.*

## SCRAP BOOK TASK

### Subject Computer Science

**Page no. 1:-** Paste the pictures of parts of computer.

**Page no. 2:-** Paste the picture of uses of computer.

### Subject Mathematics

**Page no. 3:-** Paste the pictures of four things of Circle shape (ball, wheel, sun, earth)

**Page no. 4:-** Paste the pictures of four things of Square shape (carrom board, ludo, chess, clock)

**Page no. 5:-** Paste the pictures of four things of Rectangle shape (pencil box, notebook, mobile phone, table)

**Page no. 6:-** Paste the pictures of four things of Triangle shape (a slice of pizza, sandwich, road sign, triangular ruler)

**Page no. 7:-** Paste the picture of notes (Replica) like Rs. 5, Rs. 10, Rs. 20, Rs. 50, Rs. 100

**Page no. 8:-** Paste the picture of clock and show the time 9 o'clock

**Page no. 9:-** Make an abacus with the help of ice cream sticks and show the number 25 with the help of pom-pom balls.

### Subject EVS

**Page no. 10:-** Draw a family tree and paste the pictures of your family members (grandparents, parents, brother, sister etc.)

**Page no. 11:-** Paste the pictures of 5 sense organs and write their name.

**Page no. 12:-** Write your name and date of birth and paste the picture of candles according to your age like Six years- Six candles.

**Page no. 13:-** Paste pictures of 5 food items that we get from plants

**Page no. 14:-** Paste pictures of 5 food items that we get from animals.

**Page no. 15:-** Paste 5 pictures of clothes that we wear in winter season.

**Page no. 16:-** Paste 5 Pictures of clothes that we wear in summer season.